

For the content contained in this manual, Gandian Lightning Protection has the final right to interpret. For more detailed information, please inquire; our company's technical engineers will serve you wholeheartedly. Because of the continuous innovation of product technology, please refer to the actual product or the manual; Subject to change without notice.

Use environmentally friendly materials



GA&DA

DC/AC Surge Protective Devices Solutions Catalogue

GANDIAN LIGHTNING PROTECTION ELECTRI CO.LTD.

Headquarters address: No. 329, Gangcheng Avenue, Economic and Technological Development Zone, Jiujiang City, Jiangxi Province

Zhejiang production base address: Xiangyang Industrial Zone, Liushi Town, Yueqing City, Wenzhou City, Zhejiang Province

Tel:0792-8883456

Fax:0792-8883456

Fax:0792-8883456

Web:www.gandian-International.com

www.gadaspd.com

www.cngdfl.com

Email:Kenneth@cngdfl.com

www.gandian-International.com

BEST
LIFE

BEST
ELECTRIC

GA&DA

Gandianfanglei

Better life, better electricity

不辜负每一份电力，让电尽其所能

GANDIAN LANGYONG

有品质才有市场，有改进才有进步，有创新才有发展

坚守专业与责任，做行业的领跑者

Stick to professionalism and responsibility
and be the leader of the industry



公司简介 COMPANY PROFILE

Gandian Lightning Protection Electric Co., Ltd. is a modern high-tech enterprise dedicated to the design, research and development, production, sales and service of lightning safety protection equipment. The company is located in the economic and technological development zone of Jiujiang City, the only international trade port city in Jiangxi Province. The total plant construction area is 39,960 square meters, the factory covers an area of 29970.16 square meters, and there are more than 200 employees.

Through continuous reform and innovation, the company develops its own brand, showing a new look of internationalization, modernization and informationization. Break through high-end industries with focus, upgrade traditional industries with automation, actively build automated electrical equipment bases, gather a team of highly skilled experts, strengthen the simultaneous development of advanced equipment industry and modern service industry, have a variety of fully functional product performance testing laboratories, 8/20us 150kA compatible with 10/350us 25kA simulated lightning laboratory, 10/350us 120kA simulated lightning laboratory, 1.2/50us combined wave generator, 1.2/50us voltage generator, gap, discharge tube detector, thermal stability test System, lightning online monitoring system, intelligent lightning protection detection system, SPD backup protector power frequency current test, lightning non-trip current test system and a series of advanced detection equipment, to ensure the stability and innovation of our products!

Independently develop a number of advanced production and processing automatic assembly lines, which integrate automatic glue filling, automatic soldering, automatic laminating, pad printing, laser marking, automatic detection and uploading of data, automatic sealing and packaging and other automatic equipment to ensure each product consistency, fully guarantee efficient production and high-quality management, with unified planning of logistics, production, life and other service facilities, and strive to build a first-class intelligent production industrial base with international competitiveness.

The company took the lead in passing ISO9001 quality system certification, ISO14001 environmental management system certification, OHSAS18001 occupational health and safety management system, CQC certification, European Community CE certification, TUV Rheinland certification, CB certification, Rohs certification, and established a system from software and hardware. A strict quality management system can meet the various needs of new and old customers with the fastest speed, the best products, and the best services; sales points are set up throughout the country, and the sales scope radiates to all provinces in China, Southeast Asia, South America, and Europe, Africa and many other places, the service scope is all over the country, and the high-quality products and good service have won the favor of the majority of customers.

The main products are power surge protector series, smart lightning protection series, smart surge protector series, smart lightning protection box series, signal lightning protection series, fuses, circuit breakers, photovoltaic connectors, transfer switches, photovoltaic cables Wait. The products are mainly used in the construction of urban and rural power grids, urban infrastructure construction, factory construction stages, major domestic and foreign oil fields, petrochemical companies, shipbuilding industry, offshore oil drilling platforms, military power construction, photovoltaic power generation, wind power generation, coal, petroleum, Chemical, industrial and mining, hospitals, airports and other fields.

The company adheres to the corporate culture of "integrity first, happiness in the world, sharing and win-win", adheres to the spirit of "pragmatism, hard work, and dedication", and has the dream of "revitalizing national industry and assuming social morality". With the principle of trust, persist in realizing the new situation of "sustainable development, cooperative innovation", with the attitude of "professional, dedicated, rigorous, and eager to learn", always practice the glorious mission of "based on Rael Dunwei and build a world brand together".

Staff living area

The staff living area has 4360 square meters, 42 single rooms, 28 suites, supporting internal canteen, fitness area, outdoor activity area

Stamping and injection molding area

The stamping and injection molding area has 6800 square meters, 30 injection molding machines, 7 45T stamping machines, 5 35T stamping machines, 8 25 stamping machines, and the remaining 18 stamping machines of each tonnage

Comprehensive production area

The comprehensive production area has 8,100 square meters, dozens of production lines for various products, a simulation laboratory for lightning strikes, and various lightning protection products test instruments, etc.



实验设备 Laboratory And Testing



证书 Certificate And International Patents



ISO14001



ISO9001



OHSAS18001



CB



CQC



型式试验



TUV-CE



TUV



试验报告

G2015MT Type1 Surge Protective Devices

- Innovative tripping and breaking technology
- The maximum discharge current of a single module can reach 15-100kA (10/350µs)
- High-energy surge protection, failure alarm prompt



Temperature compensation



Type	G2015MT					
SPD according to EN 61643-11 / IEC 61643-11	Type1/Class I / T1					
Max. continuous operating voltage (a.c.) (Uc)	280V	320V	385V	440V	600V	NPE:255V
Lightning impulse current (10/350 µs) (Iimp)	15kA					
Total lightning current(10/350us) L1/N→PE Itotal	1P:15kA,2P:30kA,3P:45kA,4P:60kA,					
Voltage protection level (Up)	≤1.5kV	≤1.8kV	≤2.0kV	≤2.5kV	≤3.6kV	≤1.5kV
Response time (tA)	25ns					100ns
Operating temperature range (TU)	-40 °C ... +80 °C					
Operating state / fault indication	Green:normal Red:invalid					
Number of ports	1					
For mounting on	35 mm DIN rails acc. to EN 60715					
Place of installation	indoor installation					
Degree of protection	IP20					
Approvals	CE,ROHS,CQC					
Weight	1P:240g,2P:480g,3P:720g,4P:936g,					

Type	G2015MT-1P	G2015MT-2P	G2015MT-3P	G2015MT-4P	G2015MT-1+NPE	G2015MT-3+NPE
Ordering number	280V:120001 320V:120003 385V:120005 440V:120007 600V:120009	280V:120011 320V:120013 385V:120015 440V:120017 600V:120019	280V:120021 320V:120023 385V:120025 440V:120027 600V:120029	280V:120031 320V:120033 385V:120035 440V:120037 600V:120039	280V:120041 320V:124001 385V:120045 440V:124003 600V:124005	280V:120043 320V:124002 385V:120047 440V:124004 600V:124006
Type(Remote signal monitoring)	G2015MT-1P-FM	G2015MT-2P-FM	G2015MT-3P-FM	G2015MT-4P-FM	G2015MT-1+NPE-FM	G2015MT-3+NPE-FM
Ordering number (Remote signal monitoring)	280V:120002 320V:120004 385V:120006 440V:120008 600V:120010	280V:120012 320V:120014 385V:120016 440V:120018 600V:120020	280V:120022 320V:120024 385V:120026 440V:120028 600V:120030	280V:120032 320V:120034 385V:120036 440V:120038 600V:120040	280V:120042 320V:124007 385V:120046 440V:124009 600V:124011	280V:120044 320V:124008 385V:120048 440V:124010 600V:124012

Type	G2015MT/280-Module	G2015MT/320-Module	G2015MT/385-Module	G2015MT/440-Module	G2015MT/600-Module	G2015MT-NPE Module
Ordering number	120049	120050	120051	120052	120053	120054
Max. continuous operating voltage (a.c.) (Uc)	280V	280V	280V	280V	280V	280V
Lightning impulse current (10/350 µs) (Iimp)	15kA					
Voltage protection level (Up)	≤1.5kV	≤1.8kV	≤2.0kV	≤2.5kV	≤3.6kV	≤1.5kV
Weight	100g					

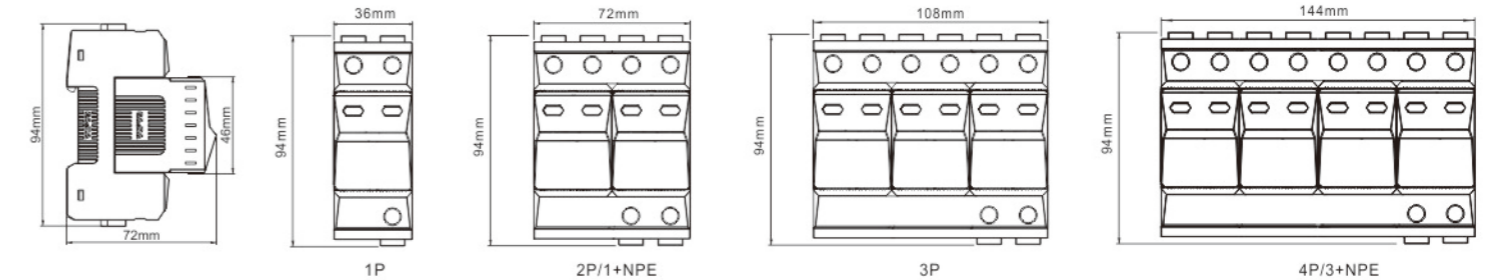


G2015MT Type1 Surge Protective Devices

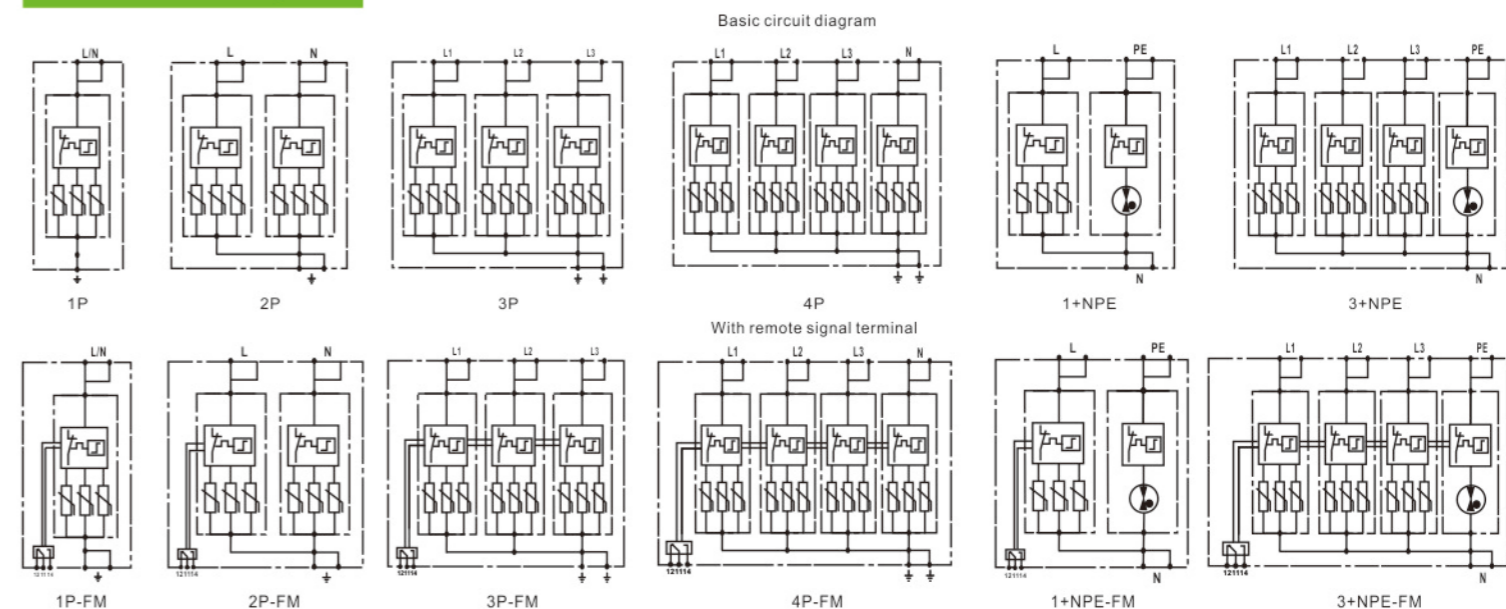
- Innovative tripping and breaking technology
- The maximum discharge current of a single module can reach 15-100kA (10/350µs)
- High-energy surge protection, failure alarm prompt



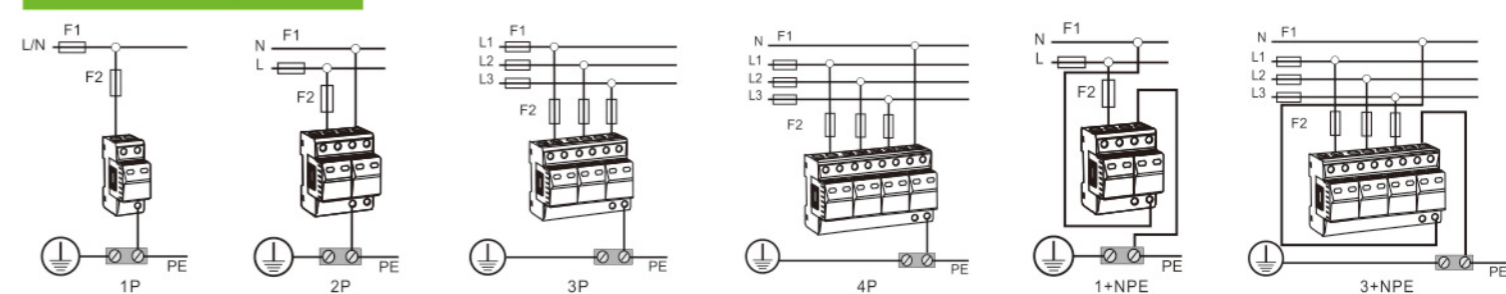
Dimension drawing




Basic circuit diagram



Standard wiring



Remote signal terminal





G2025MT Type1 Surge Protective Devices

- Innovative tripping and breaking technology
- The maximum discharge current of a single module can reach 15-100kA (10/350μs)
- High-energy surge protection, failure alarm prompt

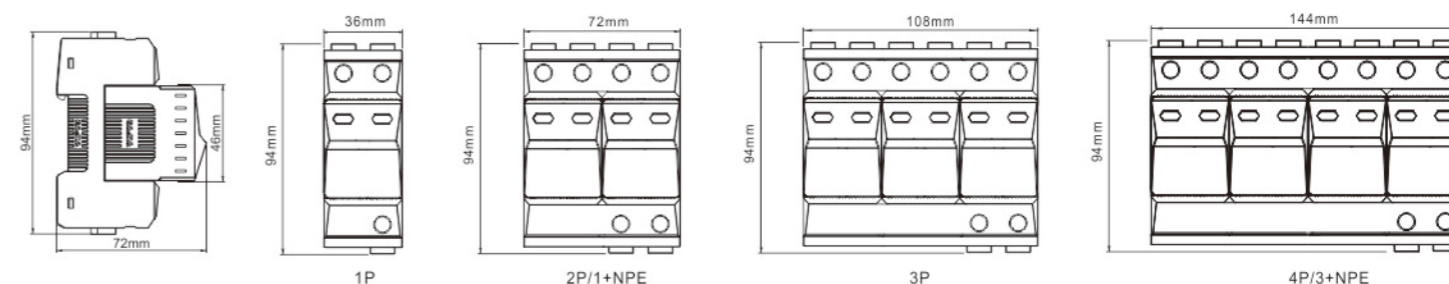
G2025MT Type1 Surge Protective Devices

- Innovative tripping and breaking technology
- The maximum discharge current of a single module can reach 15-100kA (10/350μs)
- High-energy surge protection, failure alarm prompt

Temperature compensation

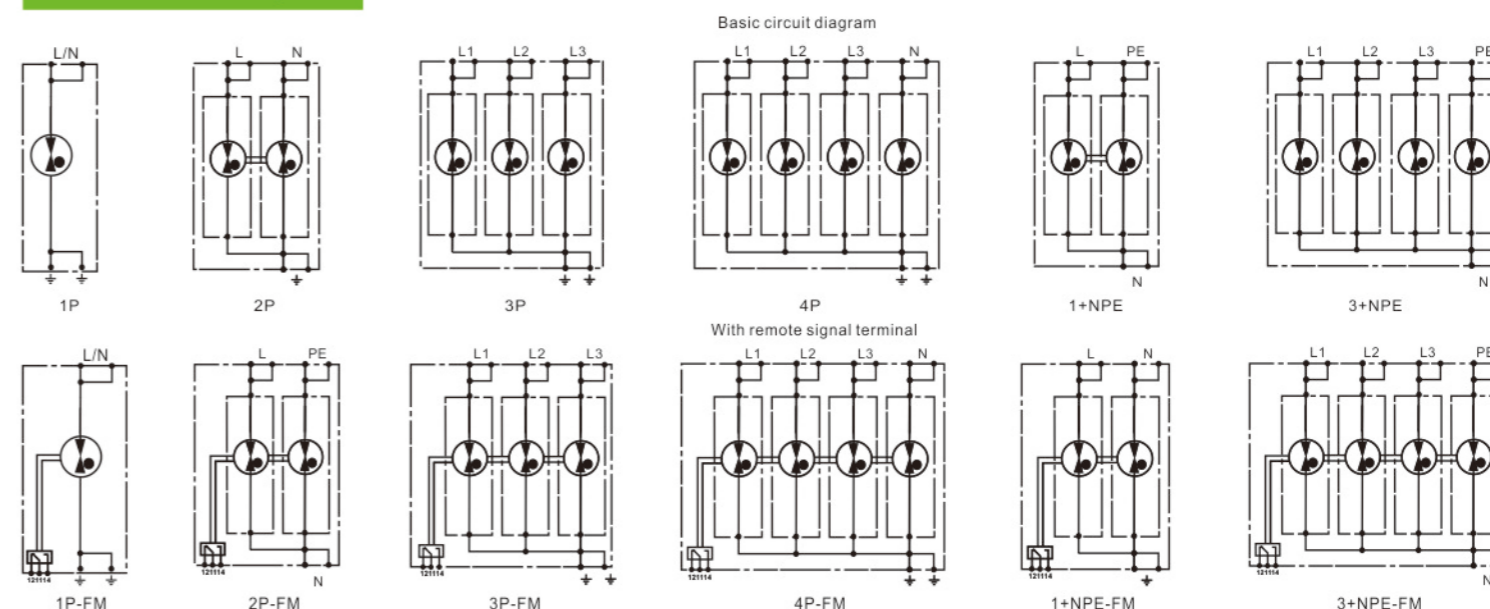


Dimension drawing



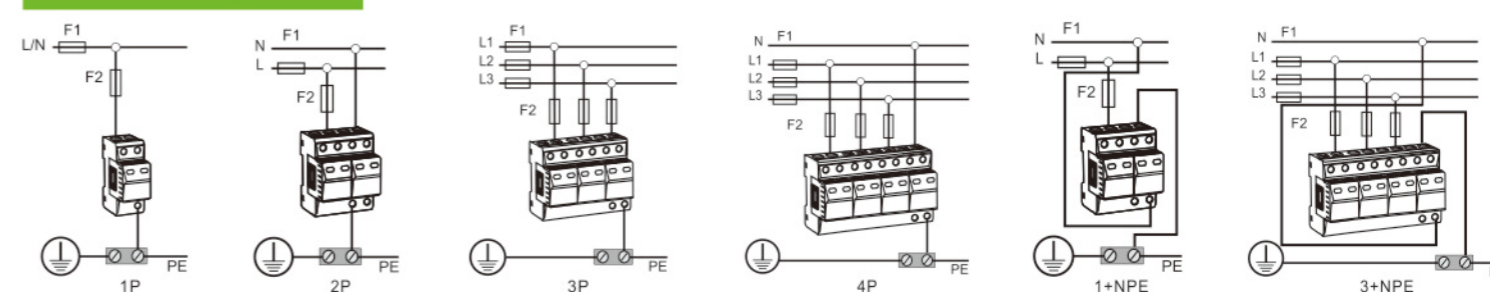
Type	G2025MT					
SPD according to EN 61643-11 / IEC 61643-11	Type1/Class I / T1					
Max. continuous operating voltage (a.c.) (Uc)	280V	320V	385V	440V	600V	NPE:255V
Lightning impulse current (10/350 μs) (Iimp)	25kA					
Total lightning current(10/350us) L1/N→PE Itotal	1P:25kA,2P:50kA,3P:75kA,4P:100kA,					
Voltage protection level (Up)	≤1.5kV	≤1.8kV	≤2.2kV	≤2.4kV	≤3.6kV	≤1.5kV
Response time (tA)	100ns					
Operating temperature range (TU)	-40 °C ... +80 °C					
Operating state / fault indication	Green:normal Red:invalid					
Number of ports	1					
For mounting on	35 mm DIN rails acc. to EN 60715					
Place of installation	indoor installation					
Degree of protection	IP20					
Approvals	CE,ROHS,CQC					
Weight	1P:240g,2P:480g,3P:720g,4P:936g,					

Basic circuit diagram



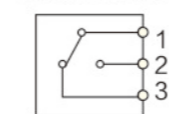
Type	G2025MT-1P	G2025MT-2P	G2025MT-3P	G2025MT-4P	G2025MT-1+NPE	G2025MT-3+NPE
Ordering number	280V:120055 320V:120057 385V:120059 440V:120061 600V:120063	280V:120065 320V:120067 385V:120069 440V:120071 600V:120073	280V:120075 320V:120077 385V:120079 440V:120081 600V:120083	280V:120085 320V:120087 385V:120089 440V:120091 600V:120093	280V:120095 320V:124013 385V:120099 440V:124015 600V:124017	280V:120097 320V:124014 385V:120101 440V:124016 600V:124018
Type(Remote signal monitoring)	G2025MT-1P-FM	G2025MT-2P-FM	G2025MT-3P-FM	G2025MT-4P-FM	G2025MT-1+NPE-FM	G2025MT-3+NPE-FM
Ordering number (Remote signal monitoring)	280V:120056 320V:120058 385V:120060 440V:120062 600V:120064	280V:120066 320V:120068 385V:120070 440V:120072 600V:120074	280V:120076 320V:120078 385V:120080 440V:120082 600V:120084	280V:120086 320V:120088 385V:120090 440V:120092 600V:120094	280V:120096 320V:124019 385V:120100 440V:124021 600V:124023	280V:120098 320V:124020 385V:120102 440V:124022 600V:124024

Standard wiring

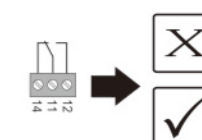
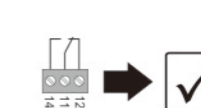

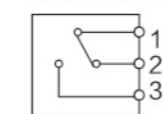


Remote signal terminal

Normal status



Alarm status



	Type	G2025MT/280-Module	G2025MT/320-Module	G2025MT/385-Module	G2025MT/440-Module	G2025MT/600-Module	G2025MT-NPE Module
	Ordering number	120103	120104	120105	120106	120107	120108
	Max. continuous operating voltage (a.c.) (Uc)	280V	320V	385V	440V	600V	255V
	Lightning impulse current (10/350 μs) (Iimp)	25kA					
	Voltage protection level (Up)	≤1.5kV	≤1.8kV	≤2.2kV	≤2.4kV	≤3.6kV	≤1.5kV
	Weight	100g					



G2030MT Type1 Surge Protective Devices

- Innovative tripping and breaking technology
- The maximum discharge current of a single module can reach 15-100kA (10/350µs)
- High-energy surge protection, failure alarm prompt

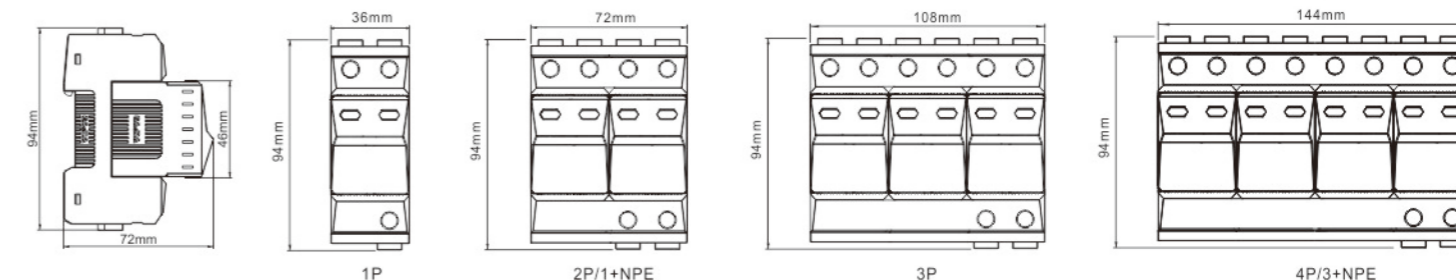
G2030MT Type1 Surge Protective Devices

- Innovative tripping and breaking technology
- The maximum discharge current of a single module can reach 15-100kA (10/350µs)
- High-energy surge protection, failure alarm prompt

Temperature compensation

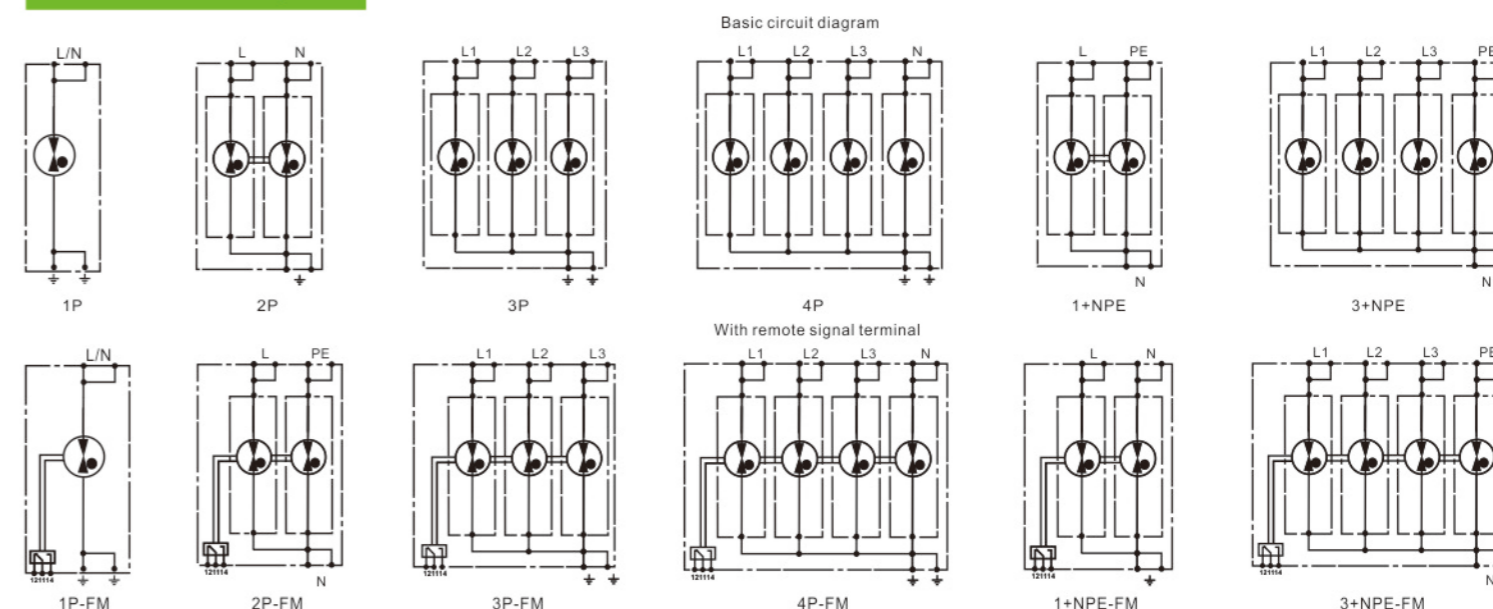


Dimension drawing



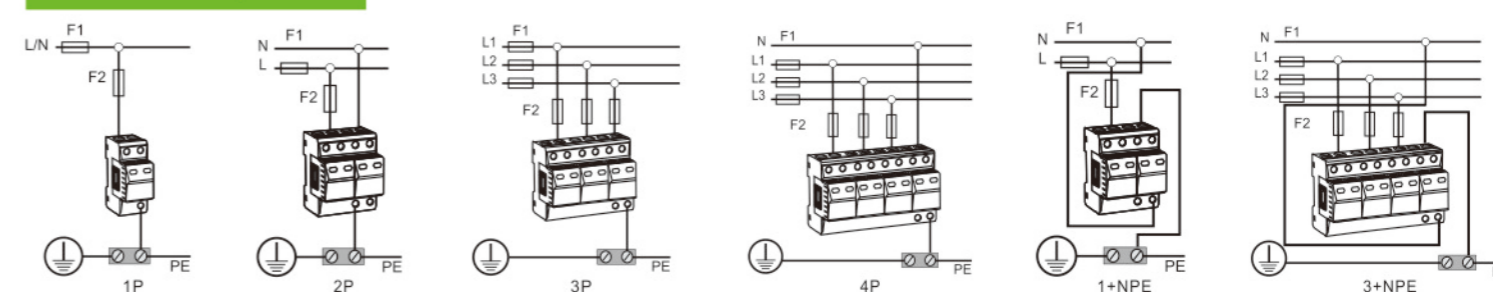
Type	G2030MT					
SPD according to EN 61643-11 / IEC 61643-11	Type1/Class I /T1					
Max. continuous operating voltage (a.c.) (Uc)	280V	320V	385V	440V	600V	NPE:255V
Lightning impulse current (10/350 µs) (Iimp)	30kA					
Total lightning current(10/350us) L1/N→PE Itotal	1P:30kA,2P:60kA,3P:90kA,4P:120kA,					
Voltage protection level (Up)	≤2.0kV	≤2.2kV	≤2.5kV	≤3.6kV	≤4.6kV	≤1.5kV
Response time (tA)	100ns					
Operating temperature range (TU)	-40 °C ... +80 °C					
Operating state / fault indication	Green:normal Red:invalid					
Number of ports	1					
For mounting on	35 mm DIN rails acc. to EN 60715					
Place of installation	indoor installation					
Degree of protection	IP20					
Approvals	CE,ROHS,CQC					
Weight	1P:240g,2P:480g,3P:720g,4P:936g,					

Basic circuit diagram




Type	G2030MT-1P	G2030MT-2P	G2030MT-3P	G2030MT-4P	G2030MT-1+NPE	G2030MT-3+NPE
Ordering number	280V:120109 320V:120111 385V:120113 440V:120115 600V:120117	280V:120119 320V:120121 385V:120123 440V:120125 600V:120127	280V:120129 320V:120131 385V:120133 440V:120135 600V:120137	280V:120139 320V:120141 385V:120143 440V:120145 600V:120147	280V:120149 320V:124025 385V:120153 440V:124027 600V:124029	280V:120151 320V:124026 385V:120155 440V:124028 600V:124030
Type(Remote signal monitoring)	G2030MT-1P-FM	G2030MT-2P-FM	G2030MT-3P-FM	G2030MT-4P-FM	G2030MT-1+NPE-FM	G2030MT-3+NPE-FM
Ordering number (Remote signal monitoring)	280V:120110 320V:120112 385V:120114 440V:120116 600V:120118	280V:120120 320V:120122 385V:120124 440V:120126 600V:120128	280V:120130 320V:120132 385V:120134 440V:120136 600V:120138	280V:120140 320V:120142 385V:120144 440V:120146 600V:120148	280V:120150 320V:124031 385V:120154 440V:124033 600V:124035	280V:120152 320V:124032 385V:120156 440V:124034 600V:124036

Standard wiring



Remote signal terminal



Type	G2030MT/280-Module	G2030MT/320-Module	G2030MT/385-Module	G2030MT/440-Module	G2030MT/600-Module	G2030MT-NPE Module
Ordering number	120157	120158	120159	120160	120161	120162
Max. continuous operating voltage (a.c.) (Uc)	280V	320V	385V	440V	600V	255V
Lightning impulse current (10/350 µs) (Iimp)	30kA					
Voltage protection level (Up)	≤2.0kV	≤2.2kV	≤2.5kV	≤3.6kV	≤4.6kV	≤1.5kV
Weight	100g					



G2030MT Type1 Surge Protective Devices

- Innovative tripping and breaking technology
- The maximum discharge current of a single module can reach 15-100kA (10/350µs)
- High-energy surge protection, failure alarm prompt

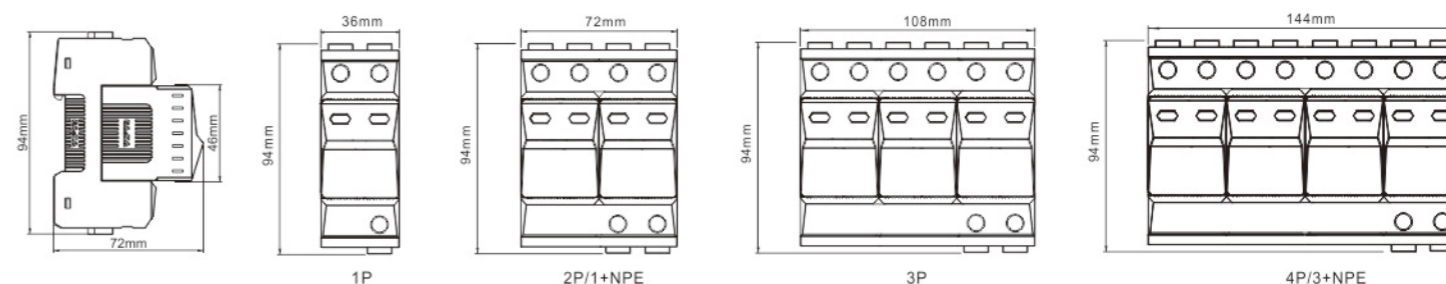
G2030MT Type1 Surge Protective Devices

- Innovative tripping and breaking technology
- The maximum discharge current of a single module can reach 15-100kA (10/350µs)
- High-energy surge protection, failure alarm prompt

Temperature compensation

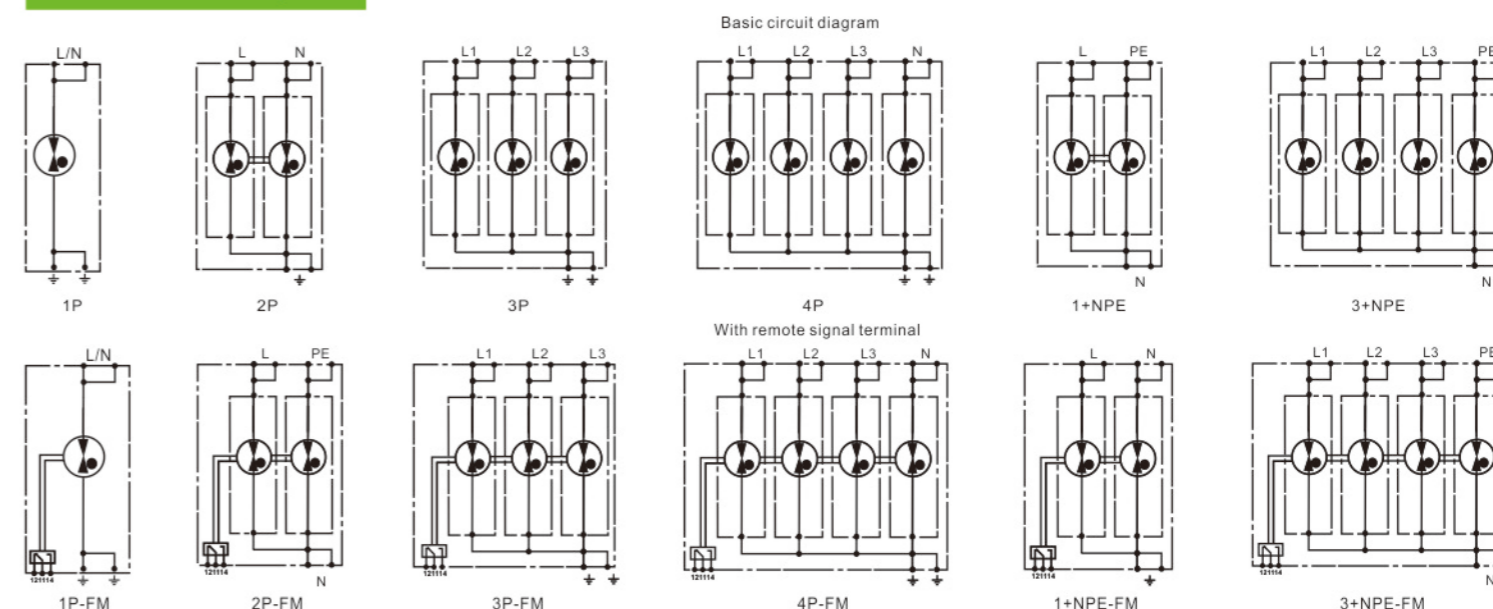


Dimension drawing



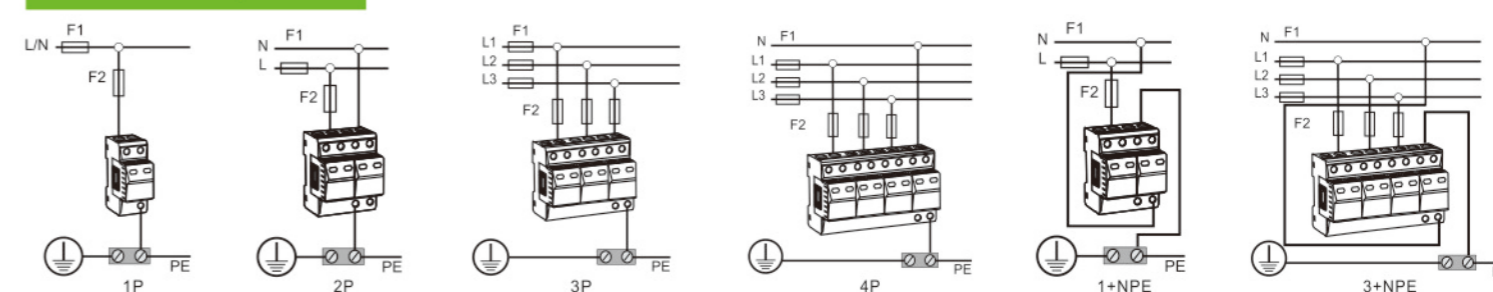
Type	G2030MT					
SPD according to EN 61643-11 / IEC 61643-11	Type1/Class I /T1					
Max. continuous operating voltage (a.c.) (Uc)	280V	320V	385V	440V	600V	NPE:255V
Lightning impulse current (10/350 µs) (Iimp)	30kA					
Total lightning current(10/350us) L1/N→PE Itotal	1P:30kA,2P:60kA,3P:90kA,4P:120kA,					
Voltage protection level (Up)	≤2.0kV	≤2.2kV	≤2.5kV	≤3.6kV	≤4.6kV	≤1.5kV
Response time (tA)	100ns					
Operating temperature range (TU)	-40 °C ... +80 °C					
Operating state / fault indication	Green:normal Red:invalid					
Number of ports	1					
For mounting on	35 mm DIN rails acc. to EN 60715					
Place of installation	indoor installation					
Degree of protection	IP20					
Approvals	CE,ROHS,CQC					
Weight	1P:240g,2P:480g,3P:720g,4P:936g,					

Basic circuit diagram




Type	G2030MT-1P	G2030MT-2P	G2030MT-3P	G2030MT-4P	G2030MT-1+NPE	G2030MT-3+NPE
Ordering number	280V:120109 320V:120111 385V:120113 440V:120115 600V:120117	280V:120119 320V:120121 385V:120123 440V:120125 600V:120127	280V:120129 320V:120131 385V:120133 440V:120135 600V:120137	280V:120139 320V:120141 385V:120143 440V:120145 600V:120147	280V:120149 320V:124025 385V:120153 440V:124027 600V:124029	280V:120151 320V:124026 385V:120155 440V:124028 600V:124030
Type(Remote signal monitoring)	G2030MT-1P-FM	G2030MT-2P-FM	G2030MT-3P-FM	G2030MT-4P-FM	G2030MT-1+NPE-FM	G2030MT-3+NPE-FM
Ordering number (Remote signal monitoring)	280V:120110 320V:120112 385V:120114 440V:120116 600V:120118	280V:120120 320V:120122 385V:120124 440V:120126 600V:120128	280V:120130 320V:120132 385V:120134 440V:120136 600V:120138	280V:120140 320V:120142 385V:120144 440V:120146 600V:120148	280V:120150 320V:124031 385V:120154 440V:124033 600V:124035	280V:120152 320V:124032 385V:120156 440V:124034 600V:124036

Standard wiring



Type	G2030MT/280-Module	G2030MT/320-Module	G2030MT/385-Module	G2030MT/440-Module	G2030MT/600-Module	G2030MT-NPE Module
Ordering number	120157	120158	120159	120160	120161	120162
Max. continuous operating voltage (a.c.) (Uc)	280V	320V	385V	440V	600V	255V
Lightning impulse current (10/350 µs) (Iimp)	30kA					
Voltage protection level (Up)	≤2.0kV	≤2.2kV	≤2.5kV	≤3.6kV	≤4.6kV	≤1.5kV
Weight	100g					

Remote signal terminal





G2035MT Type1 Surge Protective Devices

- Innovative tripping and breaking technology
- The maximum discharge current of a single module can reach 15-100kA (10/350μs)
- High-energy surge protection, failure alarm prompt

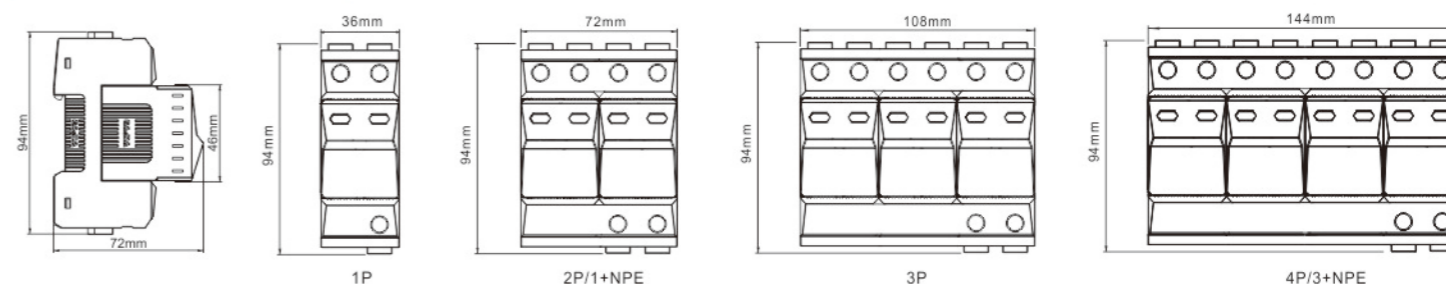
G2035MT Type1 Surge Protective Devices

- Innovative tripping and breaking technology
- The maximum discharge current of a single module can reach 15-100kA (10/350μs)
- High-energy surge protection, failure alarm prompt

Temperature compensation

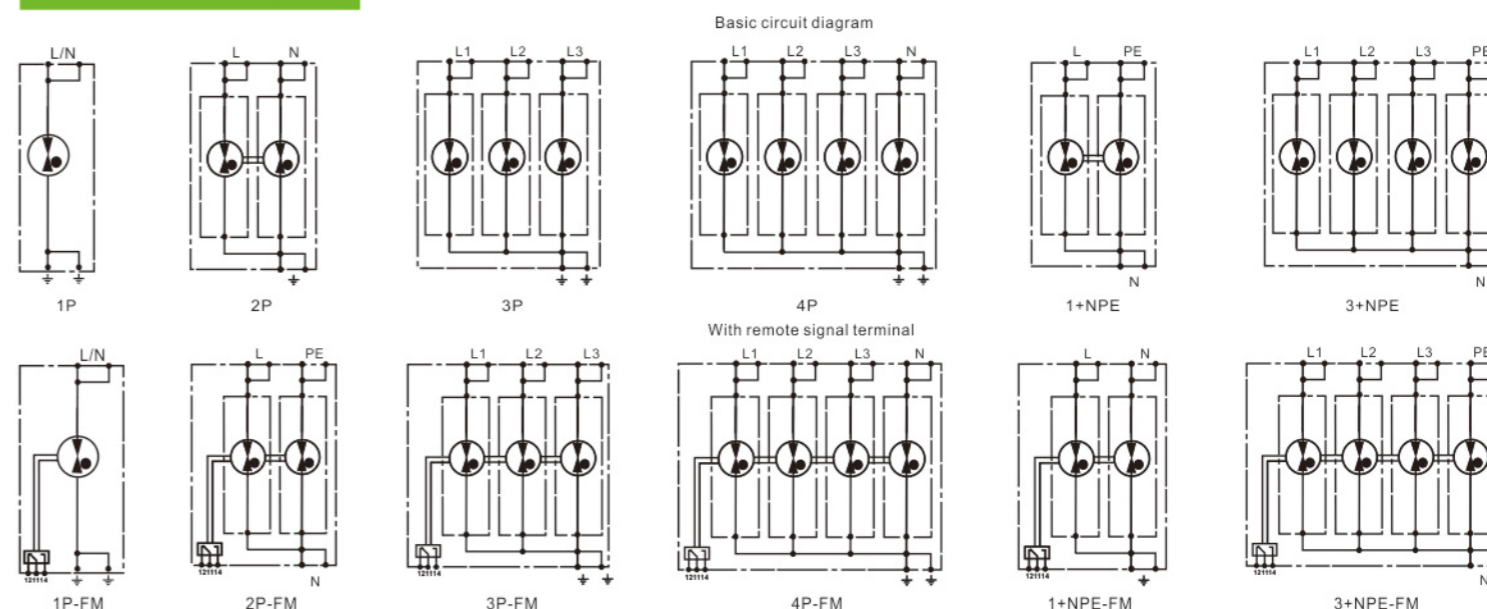


Dimension drawing



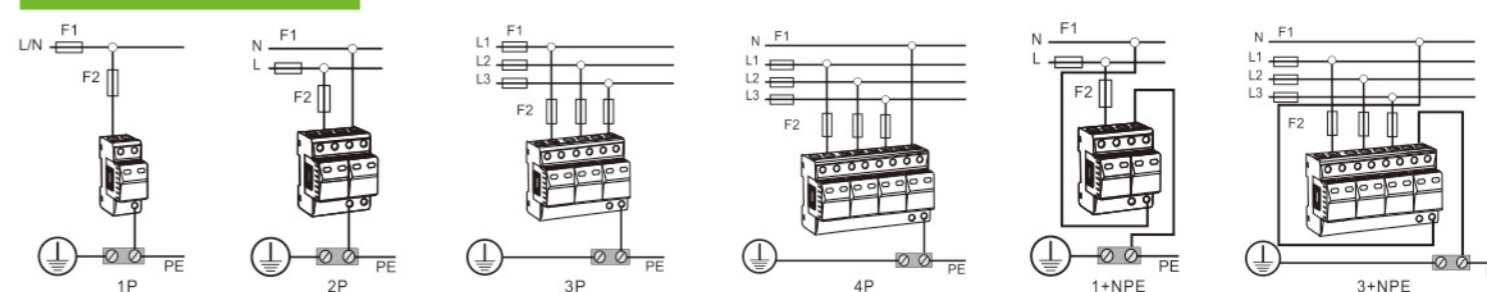
Type	G2035MT					
SPD according to EN 61643-11 / IEC 61643-11	Type1/Class I / T1					
Max. continuous operating voltage (a.c.) (Uc)	280V	320V	385V	440V	600V	NPE:255V
Lightning impulse current (10/350 μs) (Iimp)	35kA					
Total lightning current(10/350us) L1/N→PE Itotal	1P:35kA,2P:70kA,3P:115kA,4P:140kA,					
Voltage protection level (Up)	≤2.0kV	≤2.2kV	≤2.5kV	≤3.6kV	≤4.6kV	≤1.5kV
Response time (tA)	100ns					
Operating temperature range (TU)	-40 °C ... +80 °C					
Operating state / fault indication	Green:normal Red:invalid					
Number of ports	1					
For mounting on	35 mm DIN rails acc. to EN 60715					
Place of installation	indoor installation					
Degree of protection	IP20					
Approvals	CE,ROHS,CQC					
Weight	1P:240g,2P:480g,3P:720g,4P:936g,					

Basic circuit diagram



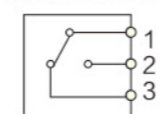
Type	G2035MT-1P	G2035MT-2P	G2035MT-3P	G2035MT-4P	G2035MT-1+NPE	G2035MT-3+NPE
Ordering number	280V:120163 320V:120165 385V:120167 440V:120169 600V:120171	280V:120173 320V:120175 385V:120177 440V:120179 600V:120181	280V:120183 320V:120185 385V:120187 440V:120189 600V:120191	280V:120193 320V:120195 385V:120197 440V:120199 600V:120201	280V:120203 320V:124037 385V:120207 440V:124039 600V:124041	280V:120205 320V:124038 385V:120209 440V:124040 600V:124042
Type(Remote signal monitoring)	G2035MT-1P-FM	G2035MT-2P-FM	G2035MT-3P-FM	G2035MT-4P-FM	G2035MT-1+NPE-FM	G2035MT-3+NPE-FM
Ordering number (Remote signal monitoring)	280V:120164 320V:120166 385V:120168 440V:120170 600V:120172	280V:120174 320V:120176 385V:120178 440V:120180 600V:120182	280V:120184 320V:120186 385V:120188 440V:120190 600V:120192	280V:120194 320V:120196 385V:120198 440V:120200 600V:120202	280V:120204 320V:124043 385V:120208 440V:124045 600V:124047	280V:120206 320V:124044 385V:120210 440V:124046 600V:124048

Standard wiring

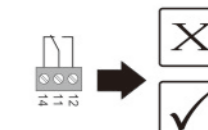
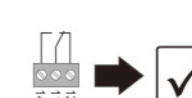

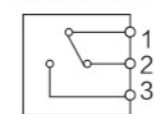


Remote signal terminal

Normal status



Alarm status



Type	G2035MT/280-Module	G2035MT/320-Module	G2035MT/385-Module	G2035MT/440-Module	G2035MT/600-Module	G2035MT-NPE Module
Ordering number	120211	120212	120213	120214	120215	120216
Max. continuous operating voltage (a.c.) (Uc)	280V	320V	385V	440V	600V	255V
Lightning impulse current (10/350 μs) (Iimp)	35kA					
Voltage protection level (Up)	≤2.0kV	≤2.2kV	≤2.5kV	≤3.6kV	≤4.6kV	≤1.5kV
Weight	100g					





G2050MT Type1 Surge Protective Devices

- Innovative tripping and breaking technology
- The maximum discharge current of a single module can reach 15-100kA (10/350μs)
- High-energy surge protection, failure alarm prompt

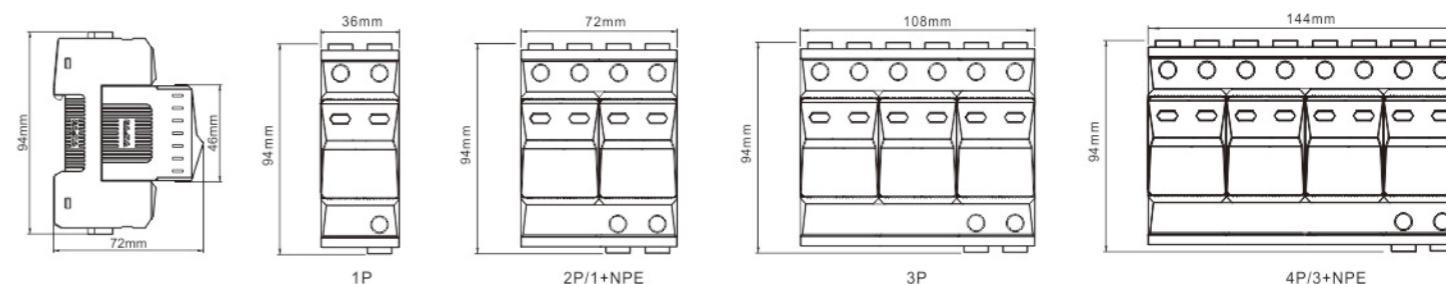
G2050MT Type1 Surge Protective Devices

- Innovative tripping and breaking technology
- The maximum discharge current of a single module can reach 15-100kA (10/350μs)
- High-energy surge protection, failure alarm prompt

Temperature compensation

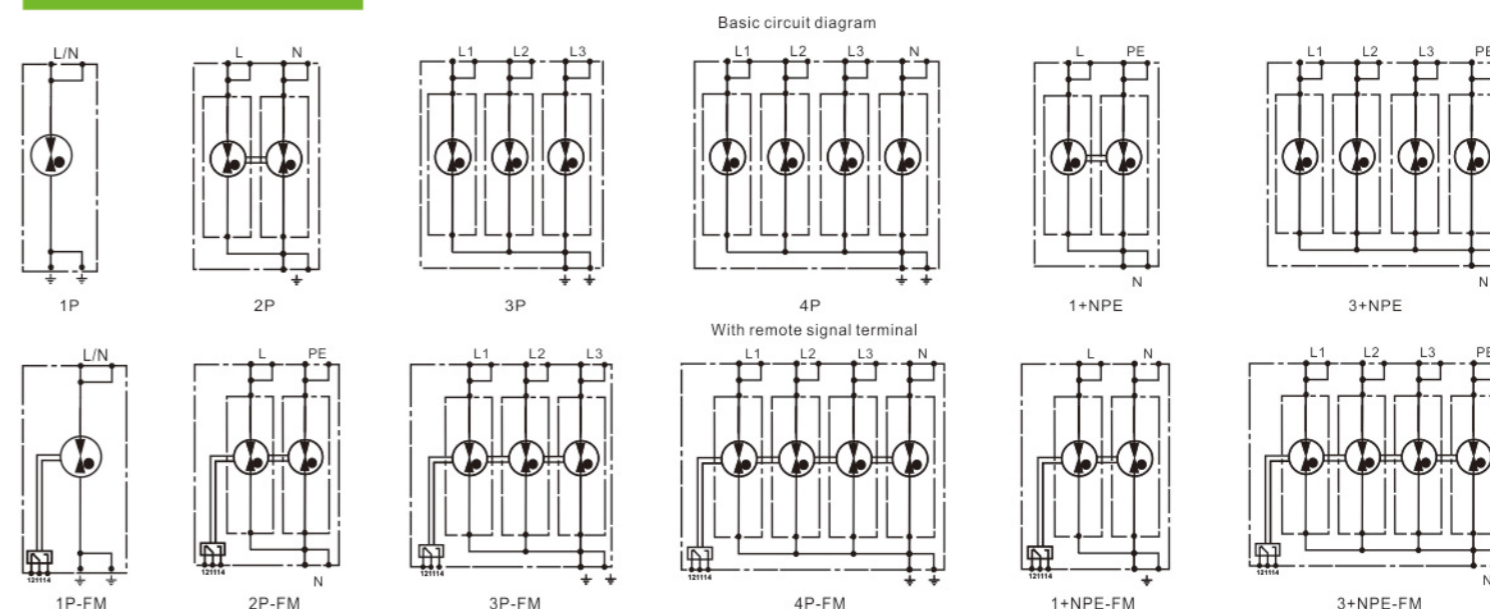


Dimension drawing



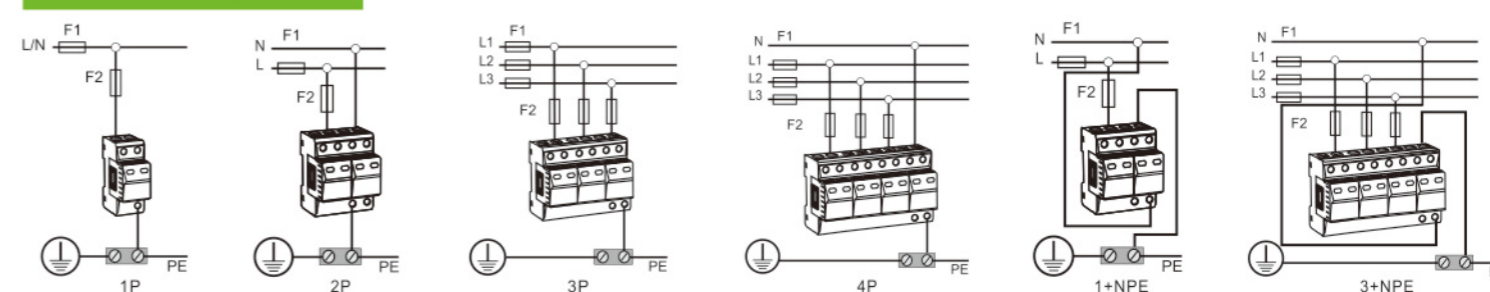
Type	G2050MT					
SPD according to EN 61643-11 / IEC 61643-11	Type1/Class I /T1					
Max. continuous operating voltage (a.c.) (Uc)	280V	320V	385V	440V	600V	NPE:255V
Lightning impulse current (10/350 μs) (Iimp)	50kA					
Total lightning current(10/350us) L1/N→PE Itotal	1P:50kA,2P:100kA,3P:150kA,4P:200kA,					
Voltage protection level (Up)	≤1.5kV	≤1.6kV	≤1.8kV	≤3.6kV	≤4.6kV	≤1.5kV
Response time (tA)	100ns					
Operating temperature range (TU)	-40 °C ... +80 °C					
Operating state / fault indication	Green:normal Red:invalid					
Number of ports	1					
For mounting on	35 mm DIN rails acc. to EN 60715					
Place of installation	indoor installation					
Degree of protection	IP20					
Approvals	CE,ROHS,CQC					
Weight	1P:240g,2P:480g,3P:720g,4P:936g,					

Basic circuit diagram



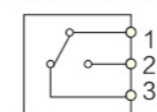
Type	G2050MT-1P	G2050MT-2P	G2050MT-3P	G2050MT-4P	G2050MT-1+NPE	G2050MT-3+NPE
Ordering number	280V:120217 320V:120219 385V:120221 440V:120223 600V:120225	280V:120227 320V:120229 385V:120231 440V:120233 600V:120235	280V:120237 320V:120239 385V:120241 440V:120243 600V:120245	280V:120247 320V:120249 385V:120251 440V:120253 600V:120255	280V:120257 320V:124049 385V:120261 440V:124051 600V:124053	280V:120259 320V:124050 385V:120263 440V:124052 600V:124054
Type(Remote signal monitoring)	G2050MT-1P-FM	G2050MT-2P-FM	G2050MT-3P-FM	G2050MT-4P-FM	G2050MT-1+NPE-FM	G2050MT-3+NPE-FM
Ordering number (Remote signal monitoring)	280V:120218 320V:120220 385V:120222 440V:120224 600V:120226	280V:120228 320V:120230 385V:120232 440V:120234 600V:120236	280V:120238 320V:120240 385V:120242 440V:120244 600V:120246	280V:120248 320V:120250 385V:120252 440V:120254 600V:120256	280V:120258 320V:124055 385V:120262 440V:124057 600V:124059	280V:120260 320V:124056 385V:120264 440V:124058 600V:124060

Standard wiring

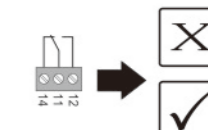
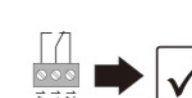

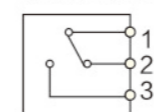


Remote signal terminal

Normal status



Alarm status



Type	G2050MT/280-Module	G2050MT/320-Module	G2050MT/385-Module	G2050MT/440-Module	G2050MT/600-Module	G2050MT-NPE Module
Ordering number	120265	120266	120267	120268	120269	120270
Max. continuous operating voltage (a.c.) (Uc)	280V	320V	385V	440V	600V	255V
Lightning impulse current (10/350 μs) (Iimp)	50kA					
Voltage protection level (Up)	≤1.5kV	≤1.6kV	≤1.8kV	≤3.6kV	≤4.6kV	≤1.5kV
Weight	100g					

G2065DZ Type1 Surge Protective Devices

- Innovative tripping and breaking technology
- The maximum discharge current of a single module can reach 15-100kA (10/350µs)
- High-energy surge protection, failure alarm prompt

G2065DZ Type1 Surge Protective Devices

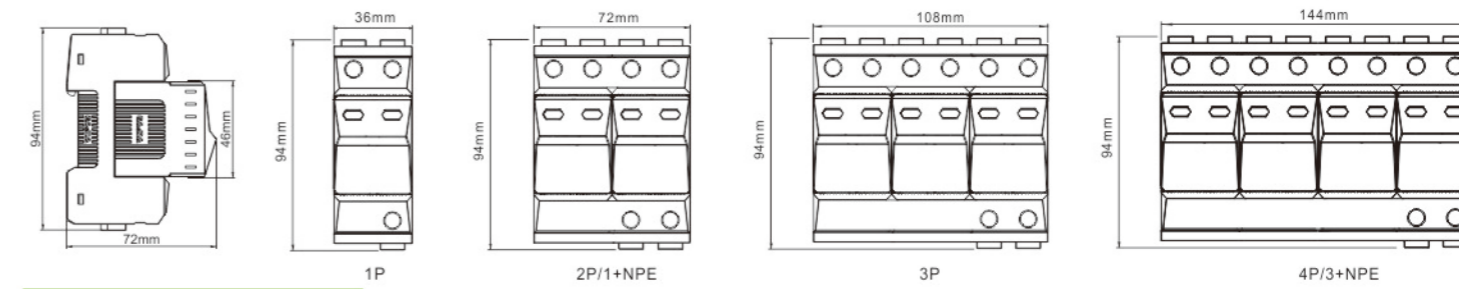
- Innovative tripping and breaking technology
- The maximum discharge current of a single module can reach 15-100kA (10/350µs)
- High-energy surge protection, failure alarm prompt



Temperature compensation

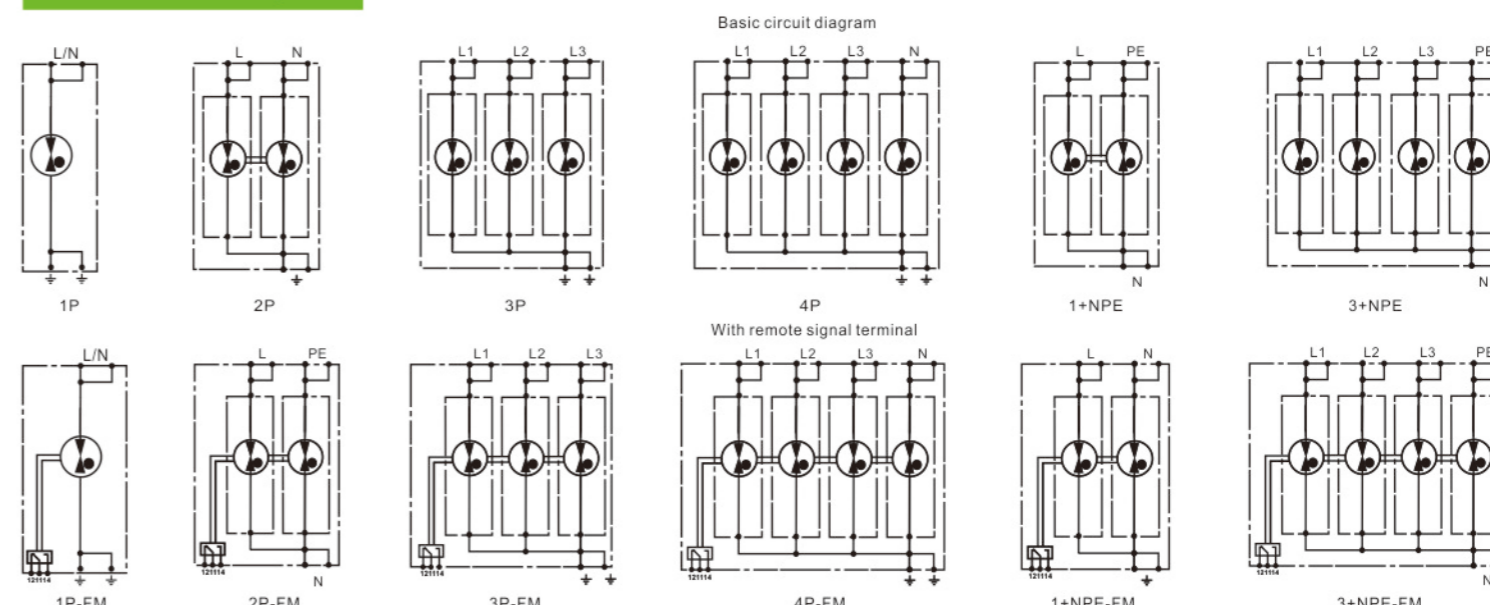


Dimension drawing



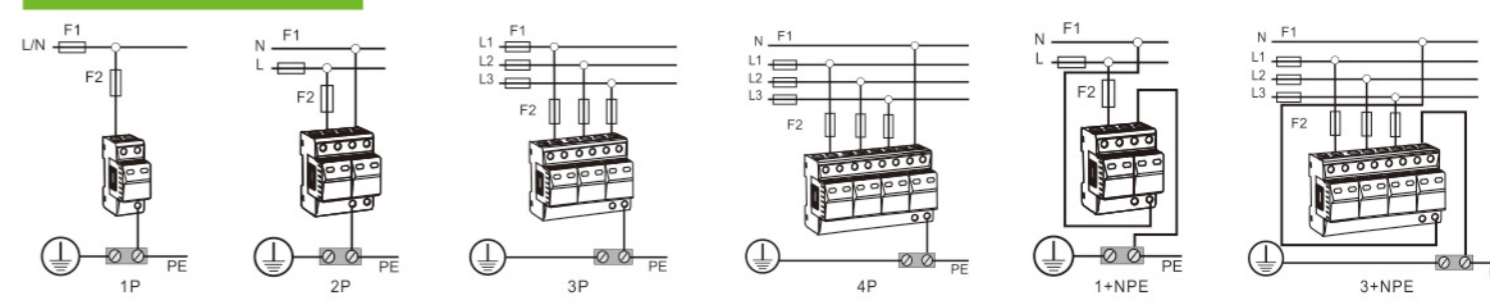
Type	G2065DZ					
SPD according to EN 61643-11 / IEC 61643-11	Type1/Class I /T1					
Max. continuous operating voltage (a.c.) (Uc)	280V	320V	385V	440V	600V	NPE:255V
Lightning impulse current (10/350 µs) (Iimp)	65kA					
Total lightning current(10/350us) L1/N→PE Itotal	1P:65kA,2P:130kA,3P:195kA,4P:260kA,					
Voltage protection level (Up)	≤1.5kV	≤1.6kV	≤1.8kV	≤3.6kV	≤4.6kV	≤1.5kV
Response time (tA)	100ns					
Operating temperature range (TU)	-40 °C ... +80 °C					
Operating state / fault indication	Green:normal Red:invalid					
Number of ports	1					
For mounting on	35 mm DIN rails acc. to EN 60715					
Place of installation	indoor installation					
Degree of protection	IP20					
Approvals	CE,ROHS,CQC					
Weight	1P:240g,2P:480g,3P:720g,4P:936g,					

Basic circuit diagram




Type	G2065DZ-1P	G2065DZ-2P	G2065DZ-3P	G2065DZ-4P	G2065DZ-1+NPE	G2065DZ-3+NPE
Ordering number	280V:120271 320V:120273 385V:120275 440V:120277 600V:120279	280V:120281 320V:120283 385V:120285 440V:120287 600V:120289	280V:120291 320V:120293 385V:120295 440V:120297 600V:120299	280V:120301 320V:120303 385V:120305 440V:120307 600V:120309	280V:120311 320V:124061 385V:120315 440V:124063 600V:124065	280V:120313 320V:124062 385V:120317 440V:124064 600V:124066
Type(Remote signal monitoring)	G2065DZ-1P-FM	G2065DZ-2P-FM	G2065DZ-3P-FM	G2065DZ-4P-FM	G2065DZ-1+NPE-FM	G2065DZ-3+NPE-FM
Ordering number (Remote signal monitoring)	280V:120272 320V:120274 385V:120276 440V:120278 600V:120280	280V:120282 320V:120284 385V:120286 440V:120288 600V:120290	280V:120292 320V:120294 385V:120296 440V:120298 600V:120300	280V:120302 320V:120304 385V:120306 440V:120308 600V:120310	280V:120312 320V:124067 385V:120316 440V:124069 600V:124071	280V:120314 320V:124068 385V:120318 440V:124070 600V:124072

Standard wiring



Type	G2065DZ/280-Module	G2065DZ/320-Module	G2065DZ/385-Module	G2065DZ/440-Module	G2065DZ/600-Module	G2065DZ-NPE Module
Ordering number	120319	120320	120321	120322	120323	120324
Max. continuous operating voltage (a.c.) (Uc)	280V	320V	385V	440V	600V	255V
Lightning impulse current (10/350 µs) (Iimp)	65kA					
Voltage protection level (Up)	≤1.5kV	≤1.6kV	≤1.8kV	≤3.6kV	≤4.6kV	≤1.5kV
Weight	100g					

Remote signal terminal





G20100DZ Type1 Surge Protective Devices

- Innovative tripping and breaking technology
- The maximum discharge current of a single module can reach 15-100kA (10/350µs)
- High-energy surge protection, failure alarm prompt

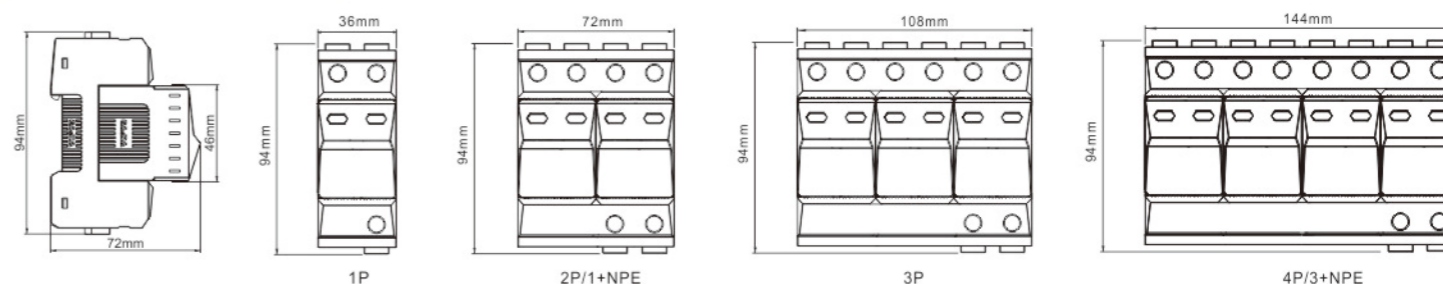
G20100DZ Type1 Surge Protective Devices

- Innovative tripping and breaking technology
- The maximum discharge current of a single module can reach 15-100kA (10/350µs)
- High-energy surge protection, failure alarm prompt

Temperature compensation

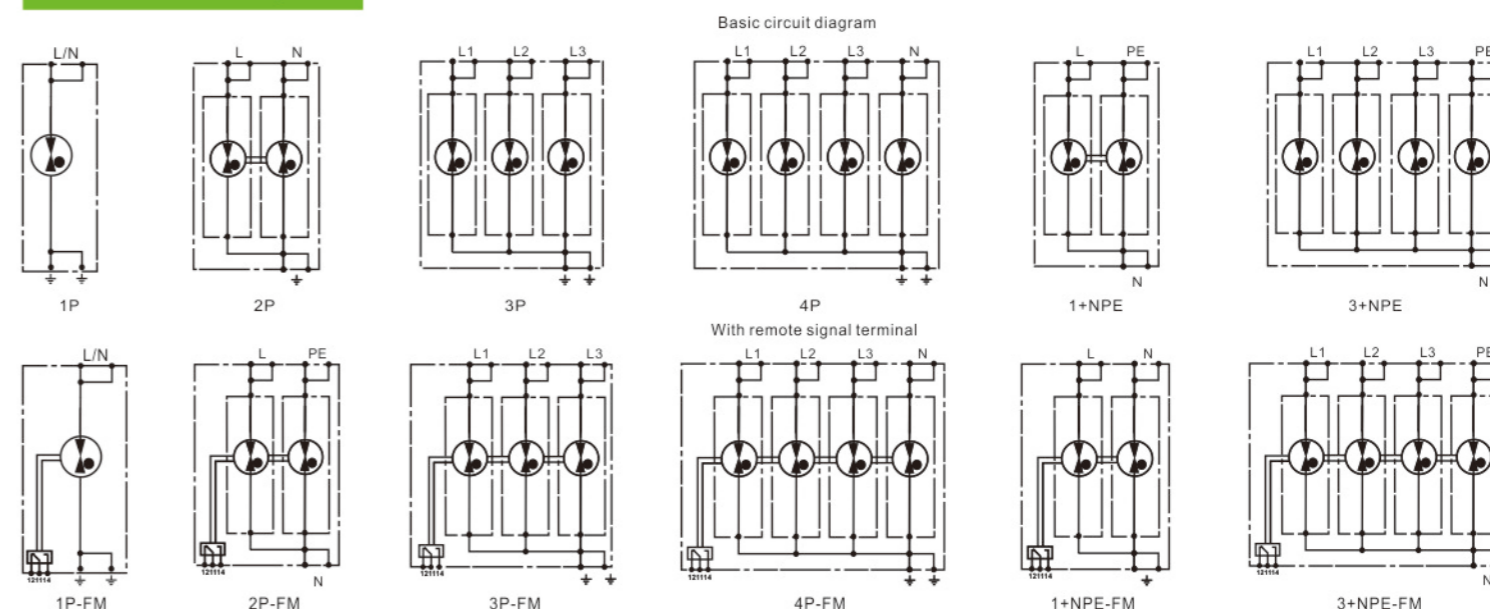


Dimension drawing



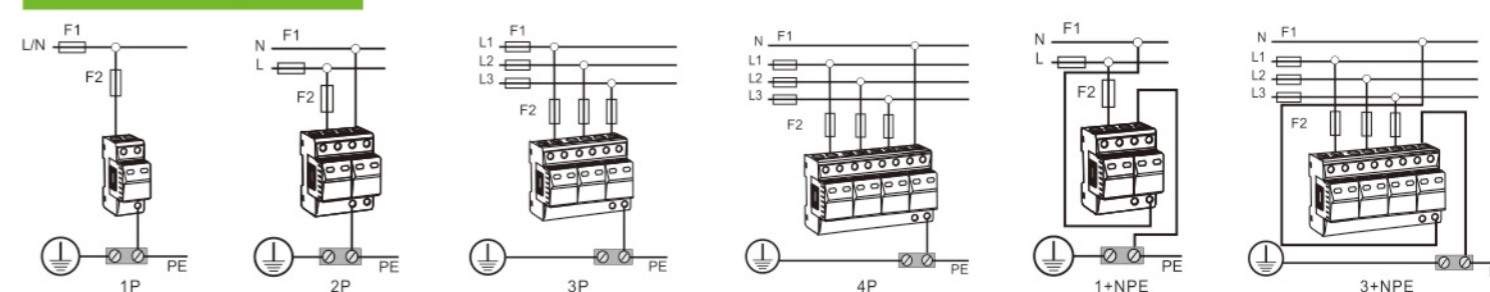
Type	G20100DZ					
SPD according to EN 61643-11 / IEC 61643-11	Type1/Class I /T1					
Max. continuous operating voltage (a.c.) (Uc)	280V	320V	385V	440V	600V	NPE:255V
Lightning impulse current (10/350 µs) (Iimp)	100kA					
Total lightning current(10/350us) L1/N→PE Itotal	1P:100kA,2P:200kA,3P:300kA,4P:400kA,					
Voltage protection level (Up)	≤2.2kV	≤2.4kV	≤2.8kV	≤4.0kV	≤5.0kV	≤1.5kV
Response time (tA)	100ns					
Operating temperature range (TU)	-40 °C ... +80 °C					
Operating state / fault indication	Green:normal Red:invalid					
Number of ports	1					
For mounting on	35 mm DIN rails acc. to EN 60715					
Place of installation	indoor installation					
Degree of protection	IP20					
Approvals	CE,ROHS,CQC					
Weight	1P:240g,2P:480g,3P:720g,4P:936g,					

Basic circuit diagram



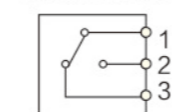
Type	G20100DZ-1P	G20100DZ-2P	G20100DZ-3P	G20100DZ-4P	G20100DZ-1+NPE	G20100DZ-3+NPE
Ordering number	280V:120325 320V:120327 385V:120329 440V:120331 600V:120333	280V:120335 320V:120337 385V:120339 440V:120341 600V:120343	280V:120345 320V:120347 385V:120349 440V:120351 600V:120353	280V:120355 320V:120357 385V:120359 440V:120361 600V:120363	280V:120365 320V:124073 385V:120369 440V:124075 600V:124077	280V:120367 320V:124074 385V:120371 440V:124076 600V:124078
Type(Remote signal monitoring)	G20100DZ-1P-FM	G20100DZ-2P-FM	G20100DZ-3P-FM	G20100DZ-4P-FM	G20100DZ-1+NPE-FM	G20100DZ-3+NPE-FM
Ordering number (Remote signal monitoring)	280V:120326 320V:120328 385V:120330 440V:120332 600V:120334	280V:120336 320V:120338 385V:120340 440V:120342 600V:120344	280V:120346 320V:120348 385V:120350 440V:120352 600V:120354	280V:120356 320V:120358 385V:120360 440V:120362 600V:120364	280V:120366 320V:124079 385V:120370 440V:124081 600V:124083	280V:120368 320V:124080 385V:120372 440V:124082 600V:124084

Standard wiring

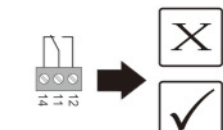
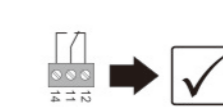

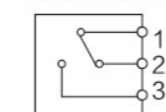


Remote signal terminal

Normal status



Alarm status



Type	G20100DZ/280-Module	G20100DZ/320-Module	G20100DZ/385-Module	G20100DZ/440-Module	G20100DZ/600-Module	G20100DZ-NPE Module
Ordering number	120373	120374	120375	120376	120377	120378
Max. continuous operating voltage (a.c.) (Uc)	280V	320V	385V	440V	600V	255V
Lightning impulse current (10/350 µs) (Iimp)	100kA					
Voltage protection level (Up)	≤2.2kV	≤2.4kV	≤2.8kV	≤4.0kV	≤5.0kV	≤1.5kV
Weight	100g					

G2010MT Type2 Surge Protective Devices

- Innovative tripping and breaking technology
- Pressing the contacts on both sides of the module can be easily plugged and unplugged, and can be replaced without interrupting the system operation
- Scan the QR code on the base to check the date of manufacture, test data, etc.



Temperature compensation



Type	G2010MT						
SPD according to EN 61643-11 / IEC 61643-11	Type 2/Class II /T2						
Max. continuous operating voltage (a.c.) (Uc)	150V	280V	320V	385V	440V	600V	NPE:255V
Nominal discharge current (8/20 μs) (In)	5kA						
Max. discharge current (8/20 μs) (Imax)	10kA						
Total lightning current(8/20 μs) L1/N→PE (Imax)total	1P:10kA,2P:20kA,3P:30kA,4P:40kA,						
Voltage protection level (Up)	≤0.7kV	≤0.8kV	≤1.0kV	≤1.2kV	≤1.6kV	≤2.0kV	≤1.5kV
Response time (tA)	25ns						100ns
Operating temperature range (TU)	-40 °C ... +80 °C						
Operating state / fault indication	Green:normal Red:invalid						
Number of ports	1						
For mounting on	35 mm DIN rails acc. to EN 60715						
Place of installation	indoor installation						
Degree of protection	IP20						
Approvals	CE,ROHS,CQC						
Weight	1P:90g,2P:180g,3P:270g,4P:360g,						

Type	G2010MT-1P	G2010MT-2P	G2010MT-3P	G2010MT-4P	G2010MT-1+NPE	G2010MT-3+NPE	
Ordering number	150V:120379 280V:120381 320V:120383 385V:120385 440V:120387 600V:120389	150V:120391 280V:120393 320V:120395 385V:120397 440V:120399 600V:120401	150V:120403 280V:120405 320V:120407 385V:120409 440V:120411 600V:120413	150V:120415 280V:120417 320V:120419 385V:120421 440V:120423 600V:120425	150V:124085 280V:120427 320V:124087 385V:120431 440V:124089 600V:124091	150V:124086 280V:120429 320V:124088 385V:120433 440V:124090 600V:124092	150V:124094 280V:120430 320V:124096 385V:120434 440V:124098 600V:124100
Type(Remote signal monitoring)	G2010MT-1P-FM	G2010MT-2P-FM	G2010MT-3P-FM	G2010MT-4P-FM	G2010MT-1+NPE-FM	G2010MT-3+NPE-FM	
Ordering number (Remote signal monitoring)	150V:120380 280V:120382 320V:120384 385V:120386 440V:120388 600V:120390	150V:120392 280V:120394 320V:120396 385V:120398 440V:120400 600V:120402	150V:120404 280V:120406 320V:120408 385V:120410 440V:120412 600V:120414	150V:120416 280V:120418 320V:120420 385V:120422 440V:120424 600V:120426	150V:124093 280V:120428 320V:124095 385V:120432 440V:124097 600V:124099	150V:124094 280V:120430 320V:124096 385V:120434 440V:124098 600V:124100	

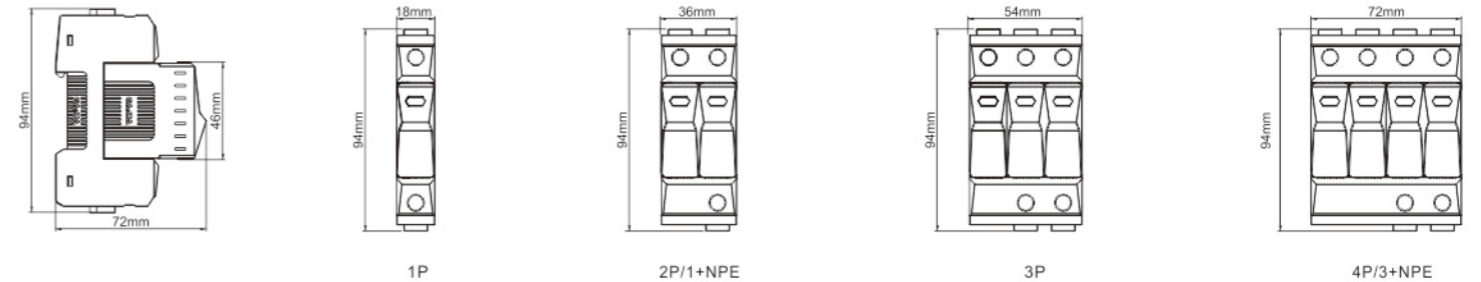
Type	G2010MT/150-Module	G2010MT/280-Module	G2010MT/320-Module	G2010MT/385-Module	G2010MT/440-Module	G2010MT/600-Module	G2010MT-NPE-Module
Ordering number	120435	120436	120437	120438	120439	120440	120441
Max. continuous operating voltage (a.c.) (Uc)	150V	280V	320V	385V	440V	600V	255V
Nominal discharge current (8/20 μs) (In)	5kA						
Max. discharge current (8/20 μs) (Imax)	10kA						
Voltage protection level (Up)	≤0.7kV	≤0.8kV	≤1.0kV	≤1.2kV	≤1.6kV	≤2.0kV	≤1.5kV



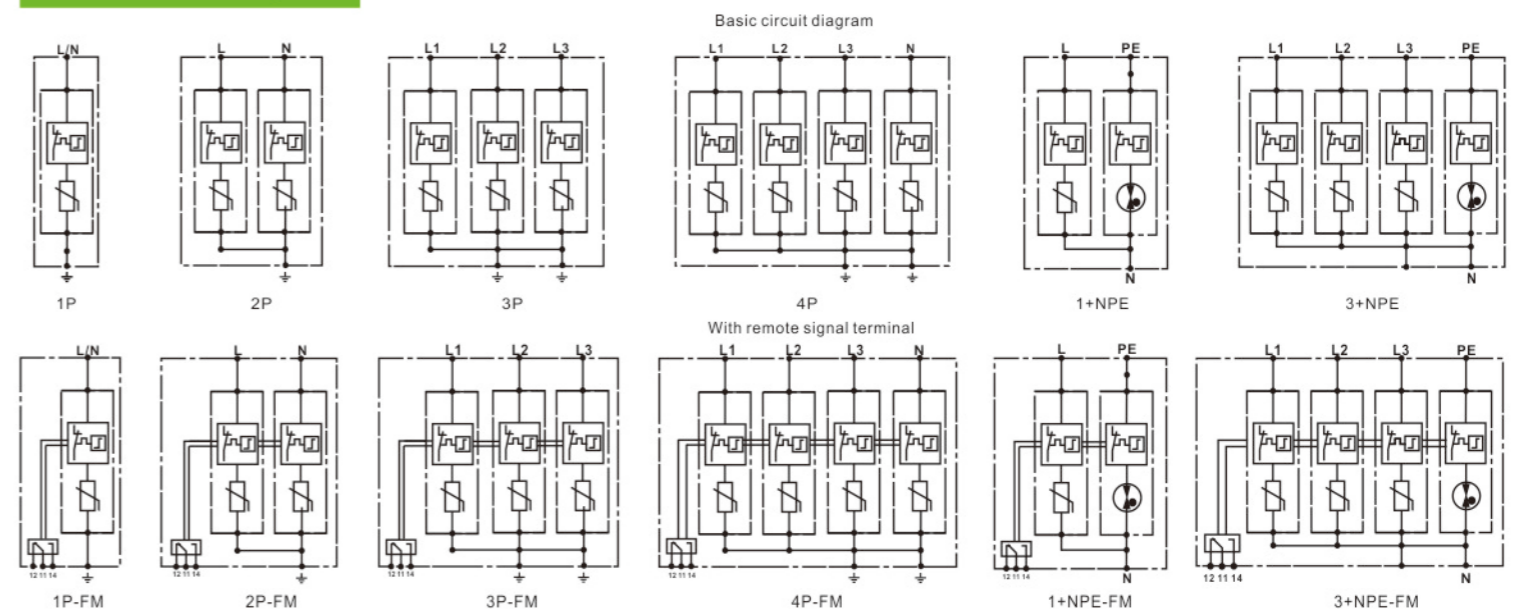
G2010MT Type2 Surge Protective Devices

- Innovative tripping and breaking technology
- Pressing the contacts on both sides of the module can be easily plugged and unplugged, and can be replaced without interrupting the system operation
- Scan the QR code on the base to check the date of manufacture, test data, etc.

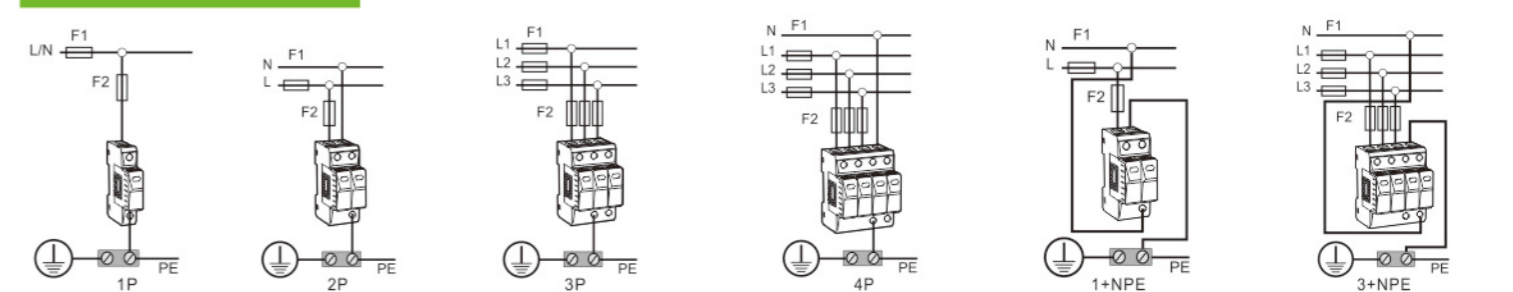
Dimension drawing



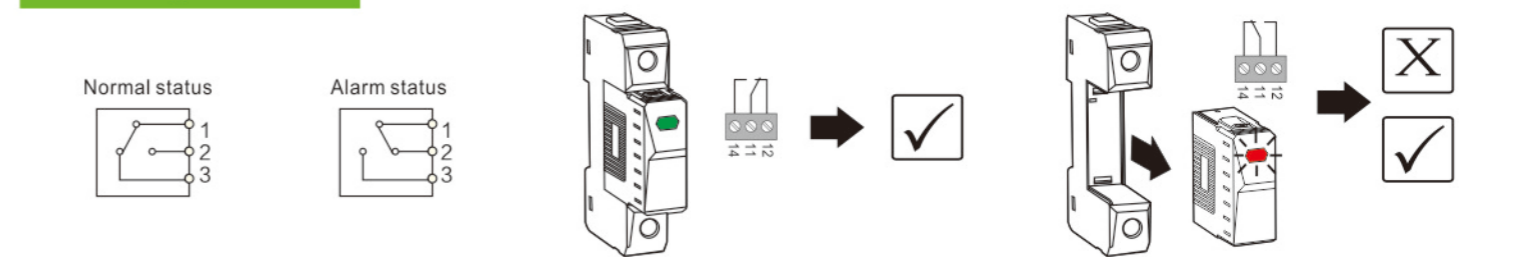
Basic circuit diagram



Standard wiring



Remote signal terminal





G2015DZ Type2 Surge Protective Devices

- Innovative tripping and breaking technology
- Pressing the contacts on both sides of the module can be easily plugged and unplugged, and can be replaced without interrupting the system operation
- Scan the QR code on the base to check the date of manufacture, test data, etc.

G2015DZ Type2 Surge Protective Devices

- Innovative tripping and breaking technology
- Pressing the contacts on both sides of the module can be easily plugged and unplugged, and can be replaced without interrupting the system operation
- Scan the QR code on the base to check the date of manufacture, test data, etc.

Temperature compensation

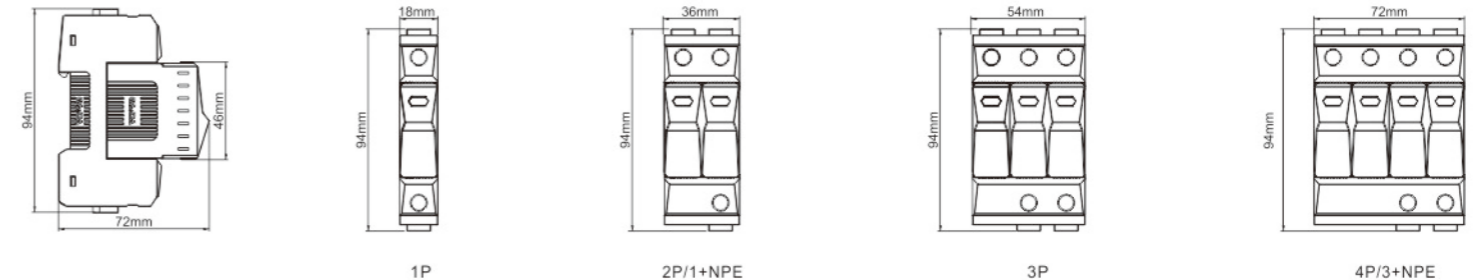


Type	G2015DZ						
SPD according to EN 61643-11 / IEC 61643-11	Type 2/Class II /T2						
Max. continuous operating voltage (a.c.) (Uc)	150V	280V	320V	385V	440V	600V	NPE:255V
Nominal discharge current (8/20 μs) (In)	5kA						
Max. discharge current (8/20 μs) (Imax)	15kA						
Total lightning current(8/20 μs) L1/N→PE (Imax)total	1P:15kA,2P:30kA,3P:45kA,4P:60kA,						
Voltage protection level (Up)	≤0.7kV	≤0.8kV	≤1.0kV	≤1.2kV	≤1.6kV	≤2.0kV	≤1.5kV
Response time (tA)	25ns						100ns
Operating temperature range (Tu)	-40 °C ... +80 °C						
Operating state / fault indication	Green:normal Red:invalid						
Number of ports	1						
For mounting on	35 mm DIN rails acc. to EN 60715						
Place of installation	indoor installation						
Degree of protection	IP20						
Approvals	CE,ROHS,CQC						
Weight	1P:90g,2P:180g,3P:270g,4P:360g,						

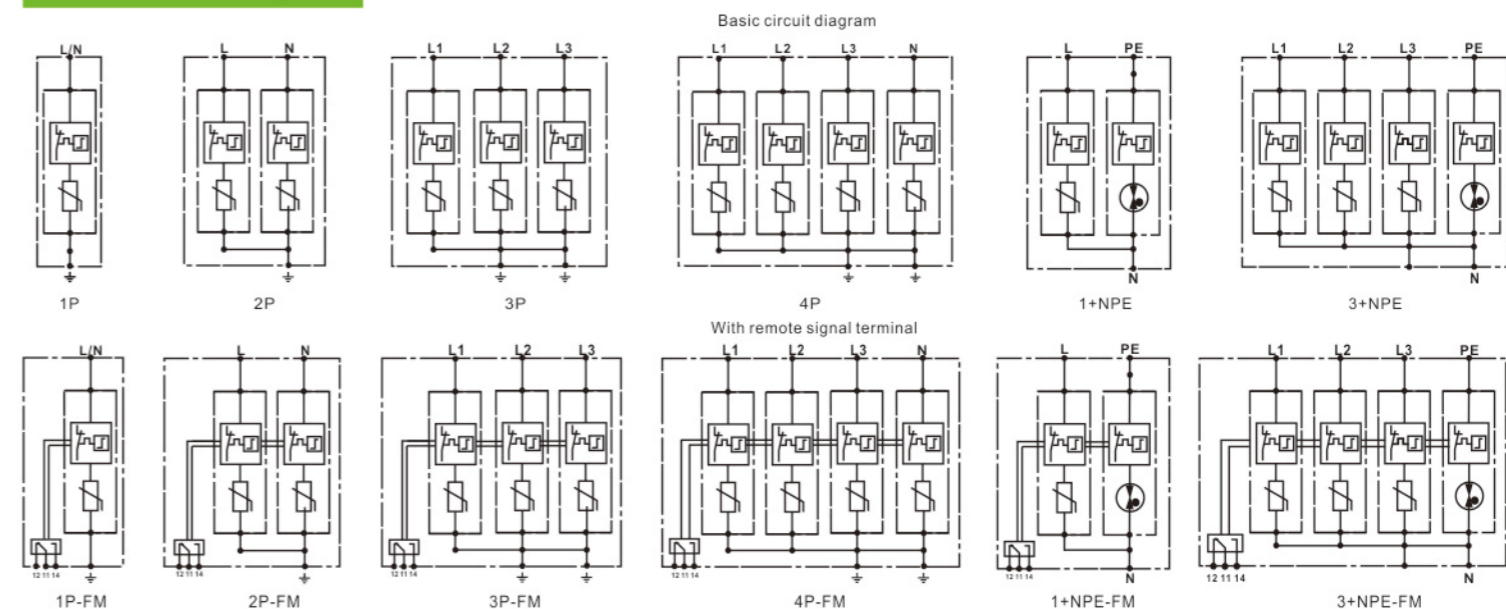
Type	G2015DZ-1P	G2015DZ-2P	G2015DZ-3P	G2015DZ-4P	G2015DZ-1+NPE	G2015DZ-3+NPE	
Ordering number	150V:120442 280V:120444 320V:120446 385V:120448 440V:120450 600V:120452	150V:120454 280V:120456 320V:120458 385V:120460 440V:120462 600V:120464	150V:120466 280V:120468 320V:120470 385V:120472 440V:120474 600V:120476	150V:120478 280V:120480 320V:120482 385V:120484 440V:120486 600V:120488	150V:124101 280V:120490 320V:124103 385V:120494 440V:124105 600V:124107	150V:124102 280V:120492 320V:124104 385V:120496 440V:124106 600V:124108	150V:124110 280V:120491 320V:124112 385V:120497 440V:124114 600V:124116
Type(Remote signal monitoring)	G2015DZ-1P-FM	G2015DZ-2P-FM	G2015DZ-3P-FM	G2015DZ-4P-FM	G2015DZ-1+NPE-FM	G2015DZ-3+NPE-FM	
Ordering number (Remote signal monitoring)	150V:120443 280V:120445 320V:120447 385V:120449 440V:120451 600V:120453	150V:120455 280V:120457 320V:120459 385V:120461 440V:120463 600V:120465	150V:120467 280V:120469 320V:120471 385V:120473 440V:120475 600V:120477	150V:120479 280V:120481 320V:120483 385V:120485 440V:120487 600V:120489	150V:124109 280V:120491 320V:124111 385V:120495 440V:124113 600V:124115	150V:124110 280V:120493 320V:124112 385V:120497 440V:124114 600V:124116	

Type	G2015DZ/150-Module	G2015DZ/280-Module	G2015DZ/320-Module	G2015DZ/385-Module	G2015DZ/440-Module	G2015DZ/600-Module	G2015DZ-NPE-Module
Ordering number	120498	120499	120500	120501	120502	120503	120504
Max. continuous operating voltage (a.c.) (Uc)	150V	280V	320V	385V	440V	600V	255V
Nominal discharge current (8/20 μs) (In)	5kA						
Max. discharge current (8/20 μs) (Imax)	15kA						
Voltage protection level (Up)	≤0.7kV	≤0.8kV	≤1.0kV	≤1.2kV	≤1.6kV	≤2.0kV	≤1.5kV

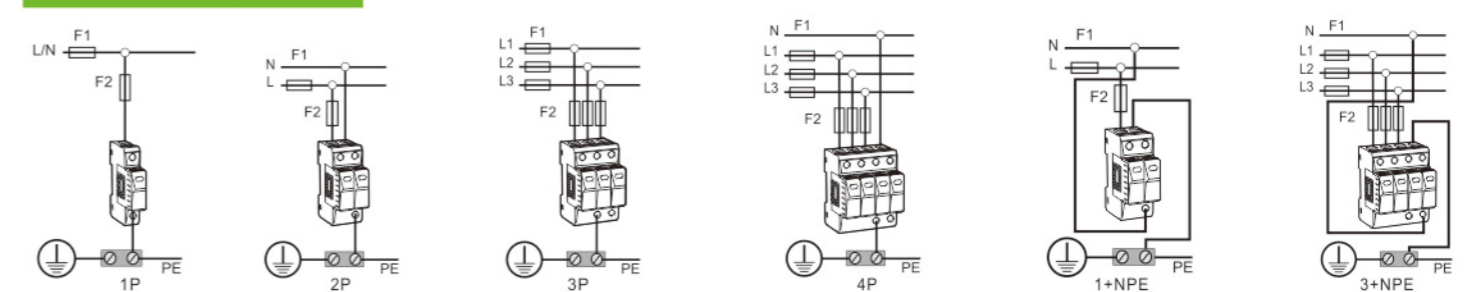
Dimension drawing



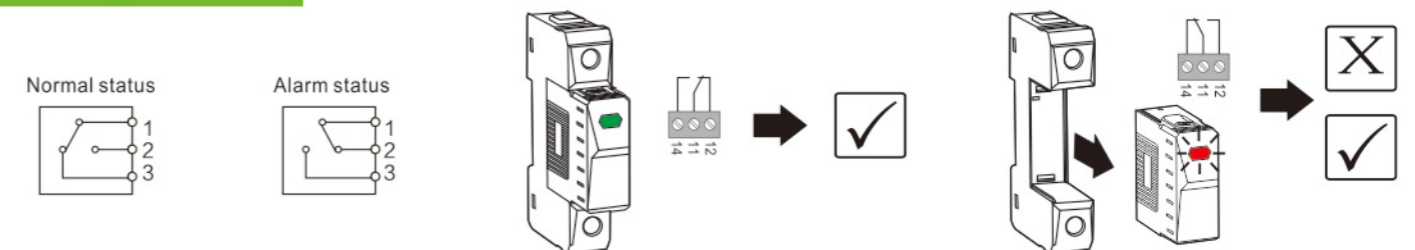
Basic circuit diagram



Standard wiring



Remote signal terminal



G2020MT Type2 Surge Protective Devices

- Innovative tripping and breaking technology
- Pressing the contacts on both sides of the module can be easily plugged and unplugged, and can be replaced without interrupting the system operation
- Scan the QR code on the base to check the date of manufacture, test data, etc.



Temperature compensation



Type	G2020MT						
SPD according to EN 61643-11 / IEC 61643-11	Type 2/Class II /T2						
Max. continuous operating voltage (a.c.) (Uc)	150V	280V	320V	385V	440V	600V	NPE:255V
Nominal discharge current (8/20 μs) (In)	10kA						
Max. discharge current (8/20 μs) (Imax)	20kA						
Total lightning current(8/20 μs) L1/N→PE (Imax)total	1P:20kA,2P:40kA,3P:60kA,4P:80kA,						
Voltage protection level (Up)	≤0.8kV	≤1.0kV	≤1.2kV	≤1.45kV	≤1.6kV	≤2.5kV	≤1.5kV
Response time (tA)	25ns						100ns
Operating temperature range (Tu)	-40 °C ... +80 °C						
Operating state / fault indication	Green:normal Red:invalid						
Number of ports	1						
For mounting on	35 mm DIN rails acc. to EN 60715						
Place of installation	indoor installation						
Degree of protection	IP20						
Approvals	CE,ROHS,CQC						
Weight	1P:90g,2P:180g,3P:270g,4P:360g,						

Type	G2020MT-1P	G2020MT-2P	G2020MT-3P	G2020MT-4P	G2020MT-1+NPE	G2020MT-3+NPE
Ordering number	150V:120505 280V:120507 320V:120509 385V:120511 440V:120513 600V:120515	150V:120517 280V:120519 320V:120521 385V:120523 440V:120525 600V:120527	150V:120529 280V:120531 320V:120533 385V:120535 440V:120537 600V:120539	150V:120541 280V:120543 320V:120545 385V:120547 440V:120549 600V:120551	150V:124117 280V:120553 320V:124119 385V:120557 440V:124121 600V:124123	150V:124118 280V:120555 320V:124120 385V:120559 440V:124122 600V:124124
Type(Remote signal monitoring)	G2020MT-1P-FM	G2020MT-2P-FM	G2020MT-3P-FM	G2020MT-4P-FM	G2020MT-1+NPE-FM	G2020MT-3+NPE-FM
Ordering number (Remote signal monitoring)	150V:120506 280V:120508 320V:120510 385V:120512 440V:120514 600V:120516	150V:120518 280V:120520 320V:120522 385V:120524 440V:120526 600V:120528	150V:120530 280V:120532 320V:120534 385V:120536 440V:120538 600V:120540	150V:120542 280V:120544 320V:120546 385V:120548 440V:120550 600V:120552	150V:124125 280V:120554 320V:124127 385V:120558 440V:124129 600V:124131	150V:124126 280V:120556 320V:124128 385V:120560 440V:124130 600V:124132

Type	G2020MT/150-Module	G2020MT/280-Module	G2020MT/320-Module	G2020MT/385-Module	G2020MT/440-Module	G2020MT/600-Module	G2020MT-NPE-Module
Ordering number	120561	120562	120563	120564	120565	120566	120567
Max. continuous operating voltage (a.c.) (Uc)	150V	280V	320V	385V	440V	600V	255V
Nominal discharge current (8/20 μs) (In)	10kA						
Max. discharge current (8/20 μs) (Imax)	20kA						
Voltage protection level (Up)	≤0.8kV	≤1.0kV	≤1.2kV	≤1.45kV	≤1.6kV	≤2.5kV	≤1.5kV

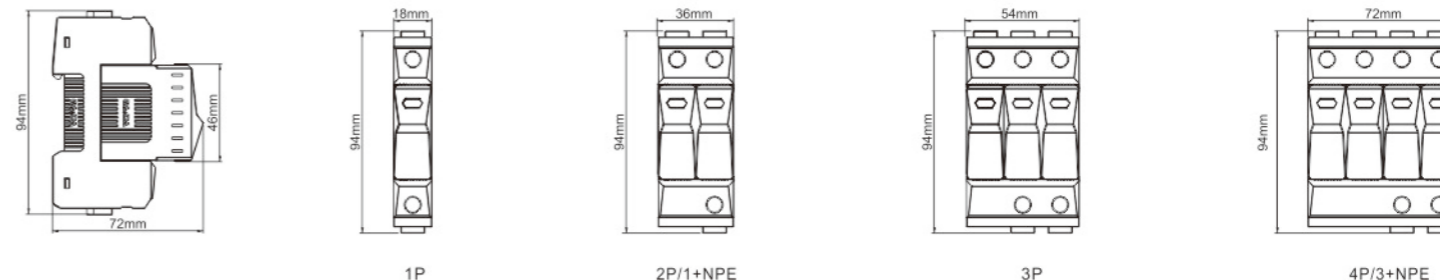


G2020MT Type2 Surge Protective Devices

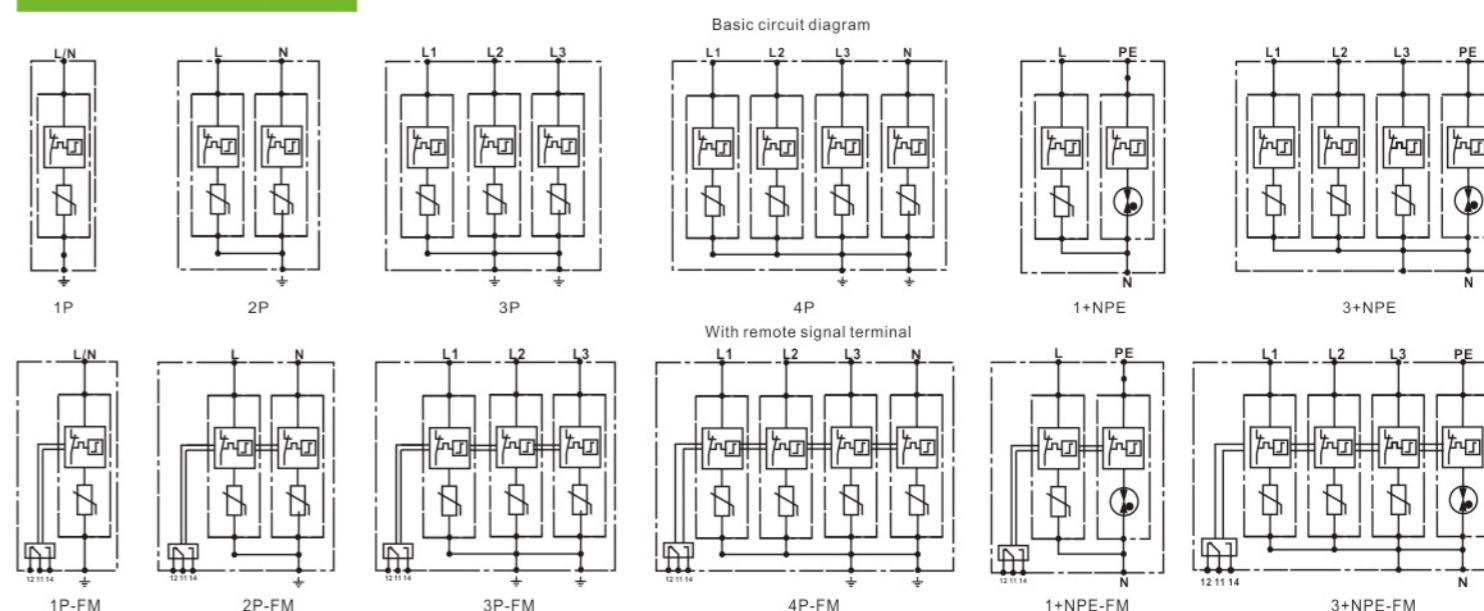
- Innovative tripping and breaking technology
- Pressing the contacts on both sides of the module can be easily plugged and unplugged, and can be replaced without interrupting the system operation
- Scan the QR code on the base to check the date of manufacture, test data, etc.



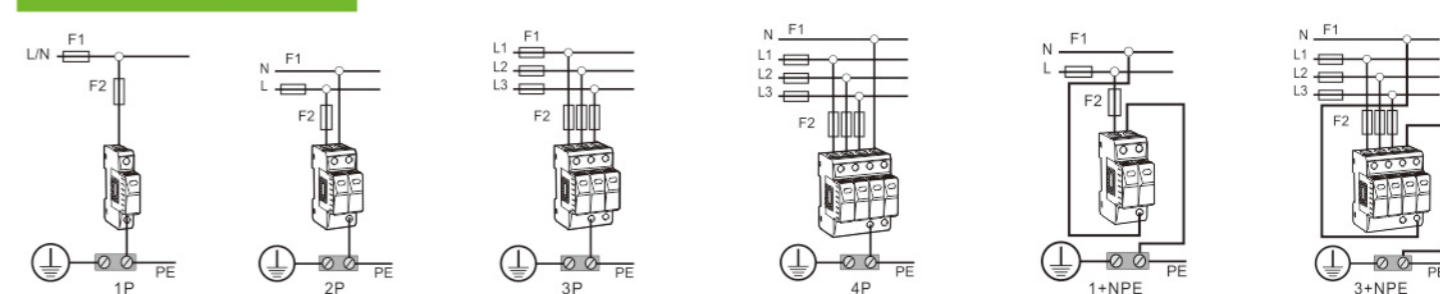
Dimension drawing



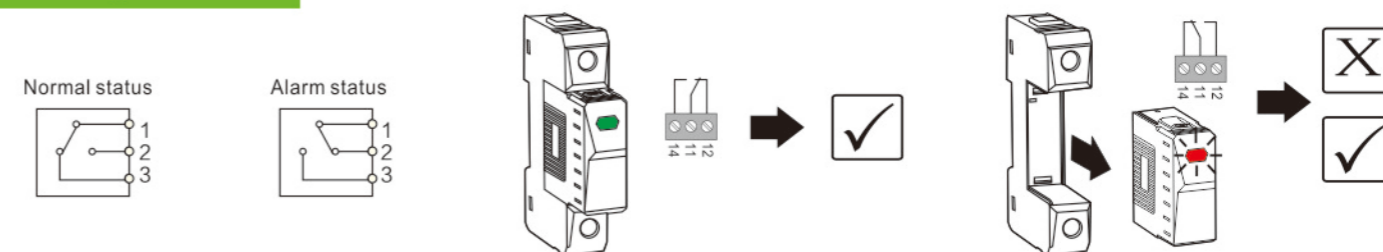
Basic circuit diagram



Standard wiring



Remote signal terminal



G2025DZ Type2 Surge Protective Devices

- Innovative tripping and breaking technology
- Pressing the contacts on both sides of the module can be easily plugged and unplugged, and can be replaced without interrupting the system operation
- Scan the QR code on the base to check the date of manufacture, test data, etc.



Temperature compensation



Type	G2025DZ						
SPD according to EN 61643-11 / IEC 61643-11	Type 2/Class II /T2						
Max. continuous operating voltage (a.c.) (Uc)	150V	280V	320V	385V	440V	600V	NPE:255V
Nominal discharge current (8/20 μs) (In)	12.5kA						
Max. discharge current (8/20 μs) (Imax)	25kA						
Total lightning current(8/20 μs) L1/N→PE (Imax)total	1P:25kA,2P:50kA,3P:75kA,4P:100kA,						
Voltage protection level (Up)	≤0.8kV	≤1.0kV	≤1.2kV	≤1.5kV	≤1.8kV	≤2.5kV	≤1.5kV
Response time (tA)	25ns						100ns
Operating temperature range (TU)	-40 °C ... +80 °C						
Operating state / fault indication	Green:normal Red:invalid						
Number of ports	1						
For mounting on	35 mm DIN rails acc. to EN 60715						
Place of installation	indoor installation						
Degree of protection	IP20						
Approvals	CE,ROHS,CQC						
Weight	1P:90g,2P:180g,3P:270g,4P:360g,						

Type	G2025DZ-1P	G2025DZ-2P	G2025DZ-3P	G2025DZ-4P	G2025DZ-1+NPE	G2025DZ-3+NPE	
Ordering number	150V:120568 280V:120570 320V:120572 385V:120574 440V:120576 600V:120578	150V:120580 280V:120582 320V:120584 385V:120586 440V:120588 600V:120590	150V:120592 280V:120594 320V:120596 385V:120598 440V:120600 600V:120602	150V:120604 280V:120606 320V:120608 385V:120610 440V:120612 600V:120614	150V:124133 280V:120616 320V:124135 385V:120620 440V:124137 600V:124139	150V:124134 280V:120618 320V:124136 385V:120622 440V:124138 600V:124140	150V:124142 280V:120619 320V:124144 385V:120623 440V:124146 600V:124148
Type(Remote signal monitoring)	G2025DZ-1P-FM	G2025DZ-2P-FM	G2025DZ-3P-FM	G2025DZ-4P-FM	G2025DZ-1+NPE-FM	G2025DZ-3+NPE-FM	
Ordering number (Remote signal monitoring)	150V:120569 280V:120571 320V:120573 385V:120575 440V:120577 600V:120579	150V:120581 280V:120583 320V:120585 385V:120587 440V:120589 600V:120591	150V:120593 280V:120595 320V:120597 385V:120599 440V:120601 600V:120603	150V:120605 280V:120607 320V:120609 385V:120611 440V:120613 600V:120615	150V:124141 280V:120617 320V:124143 385V:120621 440V:124145 600V:124147	150V:124142 280V:120619 320V:124144 385V:120623 440V:124146 600V:124148	

Type	G2025DZ/150-Module	G2025DZ/280-Module	G2025DZ/320-Module	G2025DZ/385-Module	G2025DZ/440-Module	G2025DZ/600-Module	G2025DZ-NPE-Module
Ordering number	120624	120625	120626	120627	120628	120629	120630
Max. continuous operating voltage (a.c.) (Uc)	150V	280V	320V	385V	440V	600V	255V
Nominal discharge current (8/20 μs) (In)	12.5kA						
Max. discharge current (8/20 μs) (Imax)	25kA						
Voltage protection level (Up)	≤0.8kV	≤1.0kV	≤1.2kV	≤1.5kV	≤1.8kV	≤2.5kV	≤1.5kV

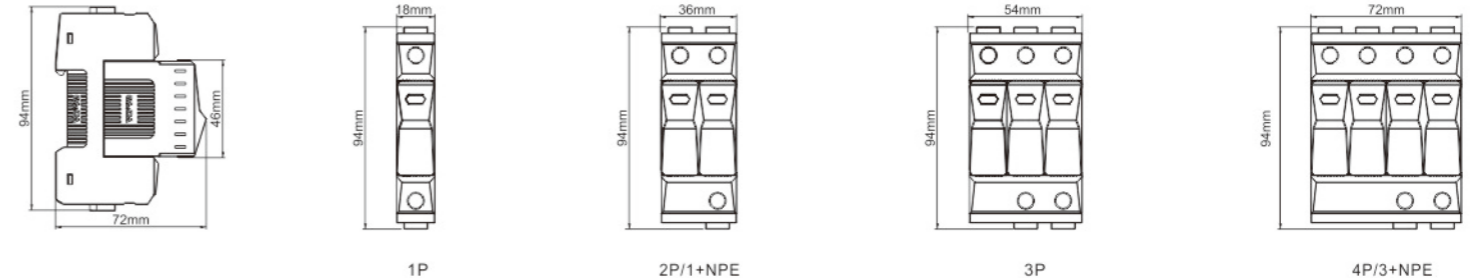


G2025DZ Type2 Surge Protective Devices

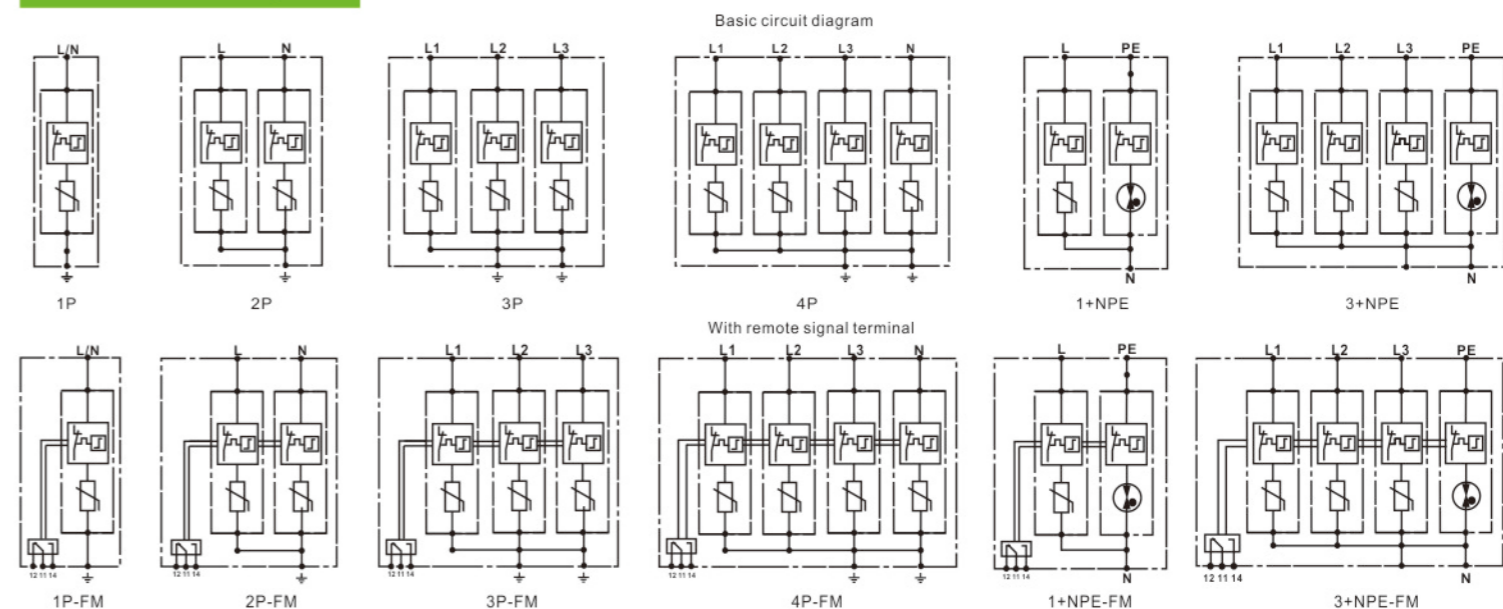
- Innovative tripping and breaking technology
- Pressing the contacts on both sides of the module can be easily plugged and unplugged, and can be replaced without interrupting the system operation
- Scan the QR code on the base to check the date of manufacture, test data, etc.



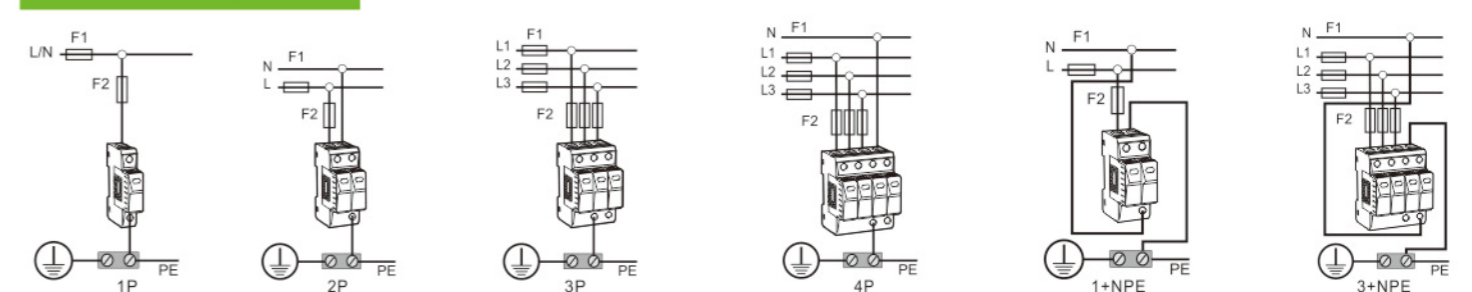
Dimension drawing



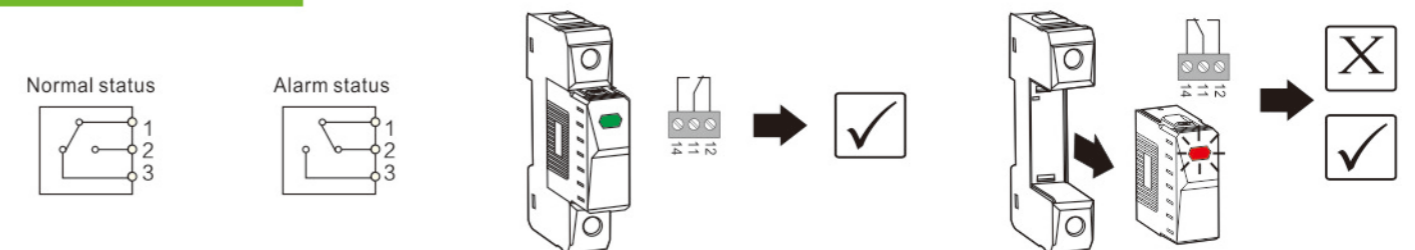
Basic circuit diagram



Standard wiring



Remote signal terminal





G2025XZ Type2 Surge Protective Devices

- Innovative tripping and breaking technology
- Pressing the contacts on both sides of the module can be easily plugged and unplugged, and can be replaced without interrupting the system operation
- Scan the QR code on the base to check the date of manufacture, test data, etc.

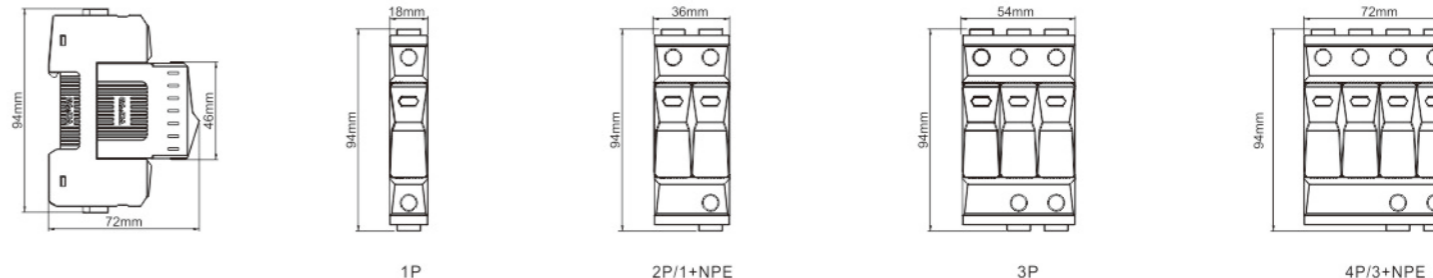
G2025XZ Type2 Surge Protective Devices

- Innovative tripping and breaking technology
- Pressing the contacts on both sides of the module can be easily plugged and unplugged, and can be replaced without interrupting the system operation
- Scan the QR code on the base to check the date of manufacture, test data, etc.

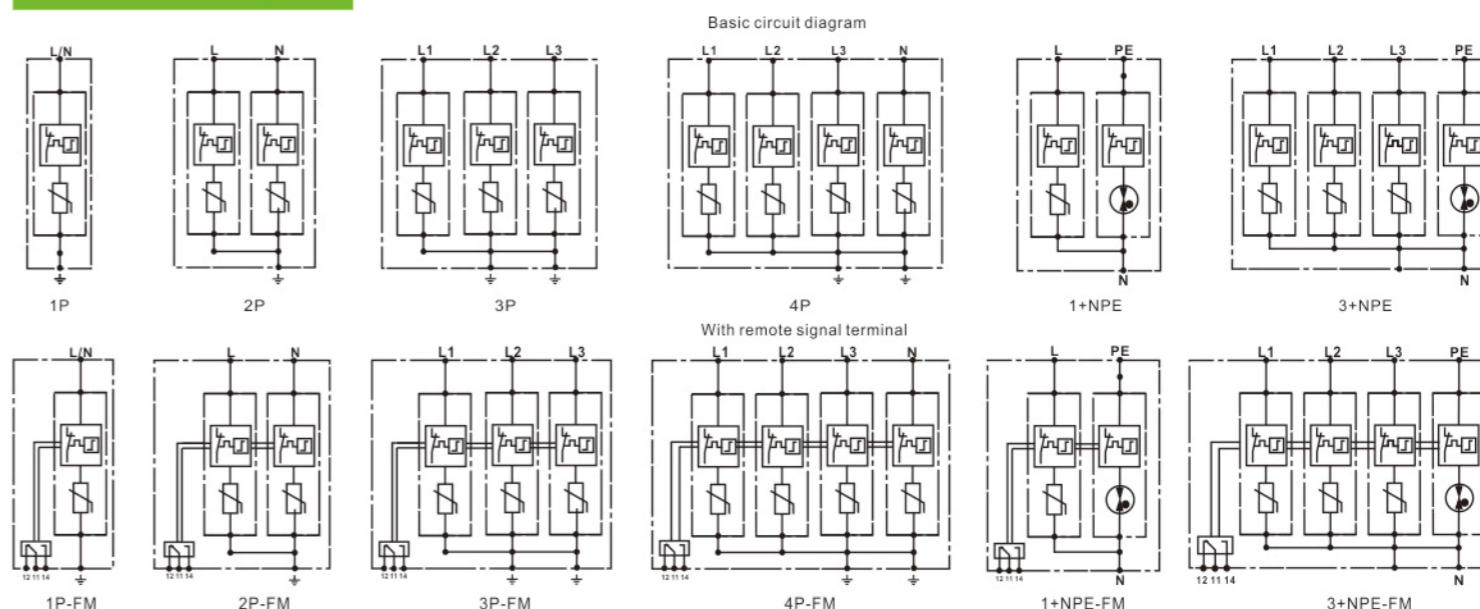
Temperature compensation



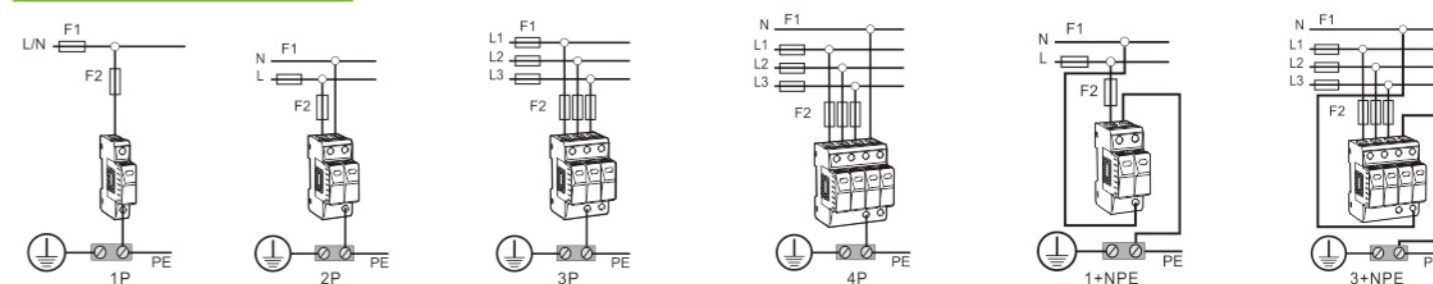
Dimension drawing



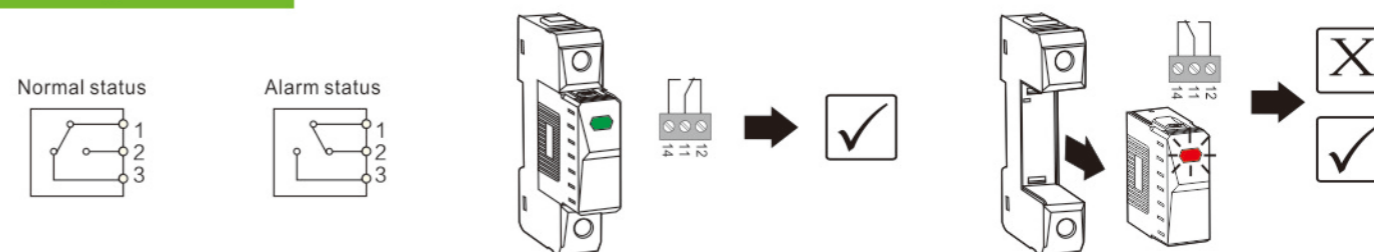
Basic circuit diagram



Standard wiring



Remote signal terminal



Type	G2025XZ						
SPD according to EN 61643-11 / IEC 61643-11	Type 2/Class II /T2						
Max. continuous operating voltage (a.c.) (Uc)	150V	280V	320V	385V	440V	600V	NPE:255V
Nominal discharge current (8/20 μs) (In)	15kA						
Max. discharge current (8/20 μs) (Imax)	25kA						
Total lightning current(8/20 μs) L1/N→PE (Imax)total	1P:25kA,2P:50kA,3P:75kA,4P:100kA,						
Voltage protection level (Up)	≤0.8kV	≤1.0kV	≤1.2kV	≤1.5kV	≤1.8kV	≤2.5kV	≤1.5kV
Response time (tA)	25ns						100ns
Operating temperature range (TU)	-40 °C ... +80 °C						
Operating state / fault indication	Green:normal Red:invalid						
Number of ports	1						
For mounting on	35 mm DIN rails acc. to EN 60715						
Place of installation	indoor installation						
Degree of protection	IP20						
Approvals	CE,ROHS,CQC						
Weight	1P:90g,2P:180g,3P:270g,4P:360g,						

Type	G2025XZ-1P	G2025XZ-2P	G2025XZ-3P	G2025XZ-4P	G2025XZ-1+NPE	G2025XZ-3+NPE	
Ordering number	150V:120631 280V:120633 320V:120635 385V:120637 440V:120639 600V:120641	150V:120643 280V:120645 320V:120647 385V:120649 440V:120651 600V:120653	150V:120655 280V:120657 320V:120659 385V:120661 440V:120663 600V:120665	150V:120667 280V:120669 320V:120671 385V:120673 440V:120675 600V:120677	150V:124149 280V:120679 320V:124151 385V:120683 440V:124153 600V:124155	150V:124150 280V:120681 320V:124152 385V:120685 440V:124154 600V:124156	150V:124158 280V:120682 320V:124159 385V:120686 440V:124162 600V:124164
Type(Remote signal monitoring)	G2025XZ-1P-FM	G2025XZ-2P-FM	G2025XZ-3P-FM	G2025XZ-4P-FM	G2025XZ-1+NPE-FM	G2025XZ-3+NPE-FM	
Ordering number (Remote signal monitoring)	150V:120632 280V:120634 320V:120636 385V:120638 440V:120640 600V:120642	150V:120644 280V:120646 320V:120648 385V:120650 440V:120652 600V:120654	150V:120656 280V:120658 320V:120660 385V:120662 440V:120664 600V:120666	150V:120668 280V:120670 320V:120672 385V:120674 440V:120676 600V:120678	150V:124157 280V:120680 320V:124159 385V:120684 440V:124161 600V:124163	150V:124158 280V:120682 320V:124160 385V:120686 440V:124162 600V:124164	

Type	G2025XZ/150-Module	G2025XZ/280-Module	G2025XZ/320-Module	G2025XZ/385-Module	G2025XZ/440-Module	G2025XZ/600-Module	G2025XZ-NPE-Module
Ordering number	120687	120688	120689	120690	120691	120692	120693
Max. continuous operating voltage (a.c.) (Uc)	150V	280V	320V	385V	440V	600V	255V
Nominal discharge current (8/20 μs) (In)	15kA						
Max. discharge current (8/20 μs) (Imax)	25kA						
Voltage protection level (Up)	≤0.8kV	≤1.0kV	≤1.2kV	≤1.5kV	≤1.8kV	≤2.5kV	≤1.5kV



G2030DZ Type2 Surge Protective Devices

- Innovative tripping and breaking technology
- Pressing the contacts on both sides of the module can be easily plugged and unplugged, and can be replaced without interrupting the system operation
- Scan the QR code on the base to check the date of manufacture, test data, etc.

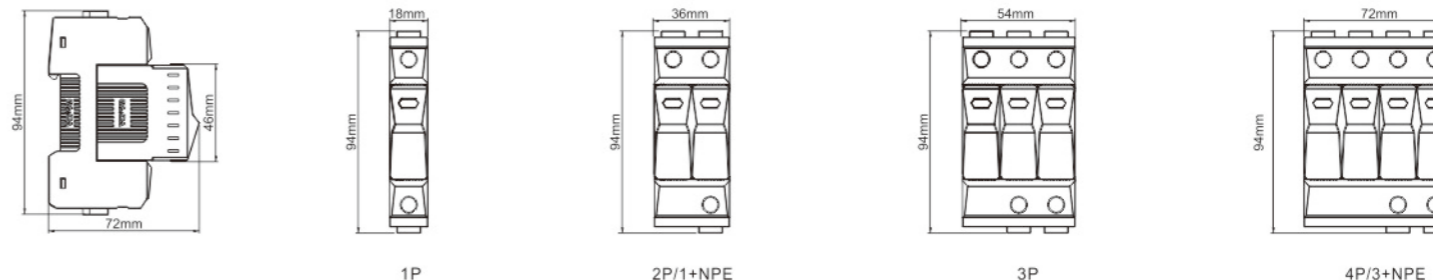
G2030DZ Type2 Surge Protective Devices

- Innovative tripping and breaking technology
- Pressing the contacts on both sides of the module can be easily plugged and unplugged, and can be replaced without interrupting the system operation
- Scan the QR code on the base to check the date of manufacture, test data, etc.

Temperature compensation

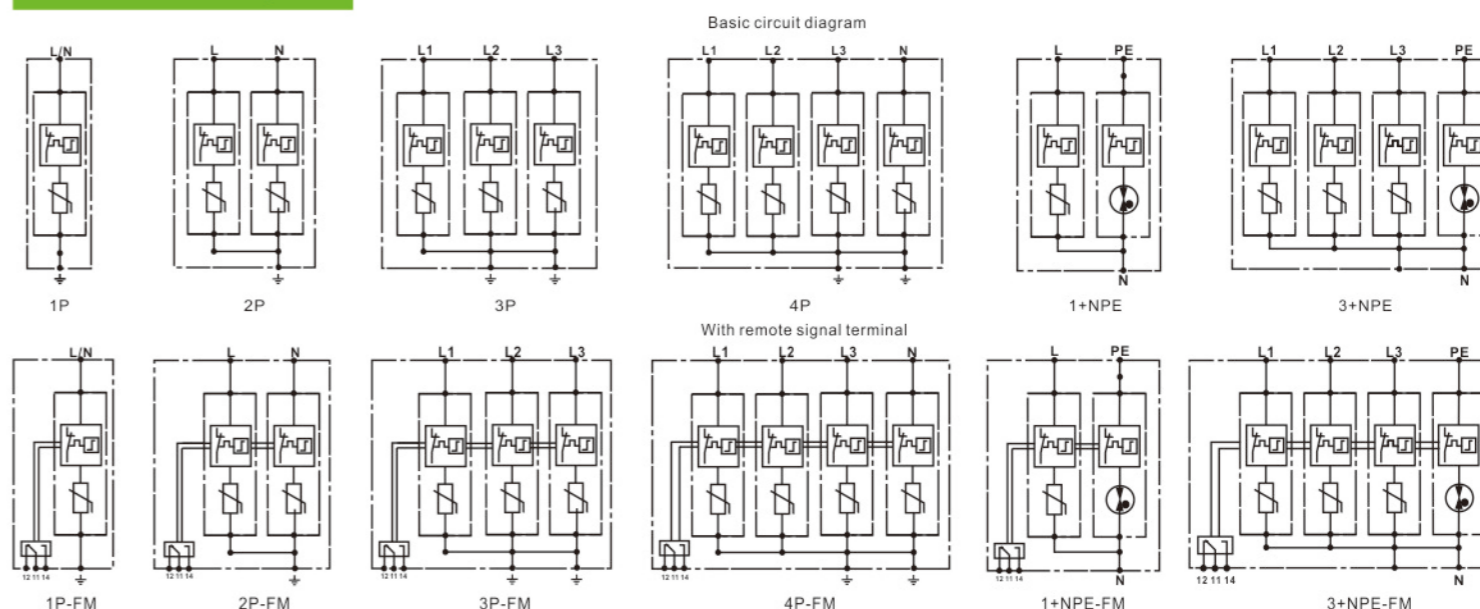


Dimension drawing



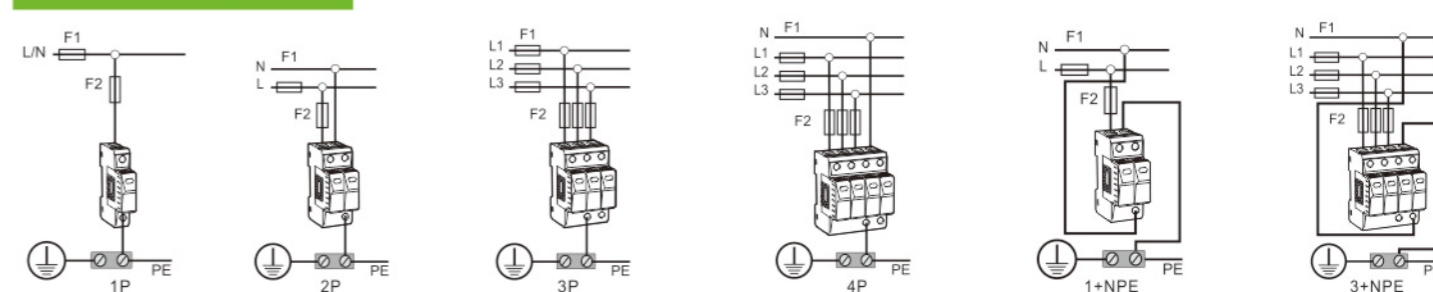
Type	G2030DZ						
SPD according to EN 61643-11 / IEC 61643-11	Type 2/Class II /T2						
Max. continuous operating voltage (a.c.) (Uc)	150V	280V	320V	385V	440V	600V	NPE:255V
Nominal discharge current (8/20 μs) (In)	15kA						
Max. discharge current (8/20 μs) (Imax)	30kA						
Total lightning current(8/20 μs) L1/N→PE (Imax)total	1P:30kA,2P:60kA,3P:90kA,4P:120kA,						
Voltage protection level (Up)	≤1.0kV	≤1.3kV	≤1.4kV	≤1.6kV	≤2.2kV	≤2.5kV	≤1.5kV
Response time (tA)	25ns						100ns
Operating temperature range (TU)	-40 °C ... +80 °C						
Operating state / fault indication	Green:normal Red:invalid						
Number of ports	1						
For mounting on	35 mm DIN rails acc. to EN 60715						
Place of installation	indoor installation						
Degree of protection	IP20						
Approvals	CE,ROHS,CQC						
Weight	1P:90g,2P:180g,3P:270g,4P:360g,						

Basic circuit diagram

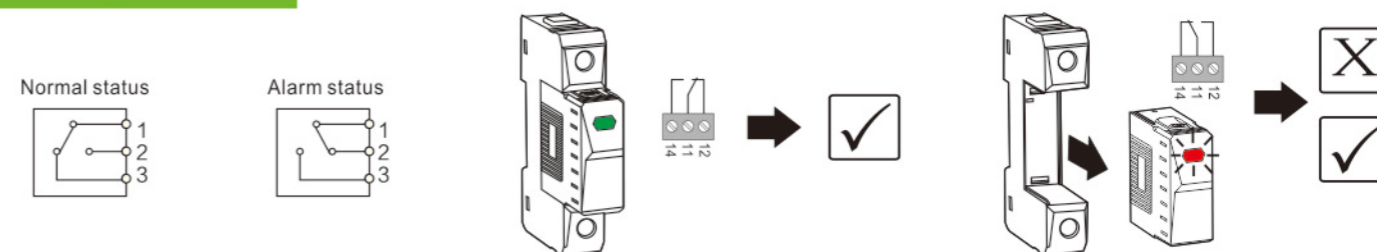


Type	G2030DZ-1P	G2030DZ-2P	G2030DZ-3P	G2030DZ-4P	G2030DZ-1+NPE	G2030DZ-3+NPE
Ordering number	150V:120694 280V:120696 320V:120698 385V:120700 440V:120702 600V:120704	150V:120706 280V:120708 320V:120710 385V:120712 440V:120714 600V:120716	150V:120718 280V:120720 320V:120722 385V:120724 440V:120726 600V:120728	150V:120730 280V:120732 320V:120734 385V:120736 440V:120738 600V:120740	150V:124165 280V:120742 320V:124167 385V:120746 440V:124169 600V:124171	150V:124166 280V:120744 320V:124168 385V:120748 440V:124170 600V:124172
Type(Remote signal monitoring)	G2030DZ-1P-FM	G2030DZ-2P-FM	G2030DZ-3P-FM	G2030DZ-4P-FM	G2030DZ-1+NPE-FM	G2030DZ-3+NPE-FM
Ordering number (Remote signal monitoring)	150V:120695 280V:120697 320V:120699 385V:120701 440V:120703 600V:120705	150V:120707 280V:120709 320V:120711 385V:120713 440V:120715 600V:120717	150V:120719 280V:120721 320V:120723 385V:120725 440V:120727 600V:120729	150V:120731 280V:120733 320V:120735 385V:120737 440V:120739 600V:120741	150V:124173 280V:120743 320V:124175 385V:120747 440V:124177 600V:124179	150V:124174 280V:120745 320V:124176 385V:120749 440V:124178 600V:124180

Standard wiring



Remote signal terminal



Type	G2030DZ/150-Module	G2030DZ/280-Module	G2030DZ/320-Module	G2030DZ/385-Module	G2030DZ/440-Module	G2030DZ/600-Module	G2030DZ-NPE-Module
Ordering number	120750	120751	120752	120753	120754	120755	120756
Max. continuous operating voltage (a.c.) (Uc)	150V	280V	320V	385V	440V	600V	255V
Nominal discharge current (8/20 μs) (In)	15kA						
Max. discharge current (8/20 μs) (Imax)	30kA						
Voltage protection level (Up)	≤1.0kV	≤1.3kV	≤1.4kV	≤1.6kV	≤2.2kV	≤2.5kV	≤1.5kV

G2040MT Type2 Surge Protective Devices

- Innovative tripping and breaking technology
- Pressing the contacts on both sides of the module can be easily plugged and unplugged, and can be replaced without interrupting the system operation
- Scan the QR code on the base to check the date of manufacture, test data, etc.



Temperature compensation



Type	G2040MT						
SPD according to EN 61643-11 / IEC 61643-11	Type 2/Class II /T2						
Max. continuous operating voltage (a.c.) (Uc)	150V	280V	320V	385V	440V	600V	NPE:255V
Nominal discharge current (8/20 μs) (In)	20kA						
Max. discharge current (8/20 μs) (Imax)	40kA						
Total lightning current(8/20 μs) L1/N→PE (Imax)total	1P:40kA,2P:80kA,3P:120kA,4P:160kA,						
Voltage protection level (Up)	≤1.0kV	≤1.3kV	≤1.4kV	≤1.6kV	≤2.2kV	≤2.5kV	≤1.5kV
Response time (tA)	25ns						100ns
Operating temperature range (TU)	-40 °C ... +80 °C						
Operating state / fault indication	Green:normal Red:invalid						
Number of ports	1						
For mounting on	35 mm DIN rails acc. to EN 60715						
Place of installation	indoor installation						
Degree of protection	IP20						
Approvals	TUV,CB,CE,ROHS,CQC						
Weight	1P:100g,2P:200g,3P:300g,4P:400g,						

Type	G2040MT-1P	G2040MT-2P	G2040MT-3P	G2040MT-4P	G2040MT-1+NPE	G2040MT-3+NPE	
Ordering number	150V:120757 280V:120759 320V:120761 385V:120763 440V:120765 600V:120767	150V:120769 280V:120771 320V:120773 385V:120775 440V:120777 600V:120779	150V:120781 280V:120783 320V:120785 385V:120787 440V:120789 600V:120791	150V:120793 280V:120795 320V:120797 385V:120799 440V:120801 600V:120803	150V:124181 280V:120805 320V:124183 385V:120809 440V:124185 600V:124187	150V:124182 280V:120807 320V:124184 385V:120811 440V:124186 600V:124188	150V:124190 280V:120808 320V:124192 385V:120812 440V:124194 600V:124196
Type(Remote signal monitoring)	G2040MT-1P-FM	G2040MT-2P-FM	G2040MT-3P-FM	G2040MT-4P-FM	G2040MT-1+NPE-FM	G2040MT-3+NPE-FM	
Ordering number (Remote signal monitoring)	150V:120758 280V:120760 320V:120762 385V:120764 440V:120766 600V:120768	150V:120770 280V:120772 320V:120774 385V:120776 440V:120778 600V:120780	150V:120782 280V:120784 320V:120786 385V:120788 440V:120790 600V:120792	150V:120794 280V:120796 320V:120798 385V:120800 440V:120802 600V:120804	150V:124189 280V:120806 320V:124191 385V:120810 440V:124193 600V:124195	150V:124190 280V:120808 320V:124192 385V:120812 440V:124194 600V:124196	

Type	G2040MT/150-Module	G2040MT/280-Module	G2040MT/320-Module	G2040MT/385-Module	G2040MT/440-Module	G2040MT/600-Module	G2040MT-NPE-Module
Ordering number	120813	120814	120815	120816	120817	120818	120819
Max. continuous operating voltage (a.c.) (Uc)	150V	280V	320V	385V	440V	600V	255V
Nominal discharge current (8/20 μs) (In)	20kA						
Max. discharge current (8/20 μs) (Imax)	40kA						
Voltage protection level (Up)	≤1.0kV	≤1.3kV	≤1.4kV	≤1.6kV	≤2.2kV	≤2.5kV	≤1.5kV

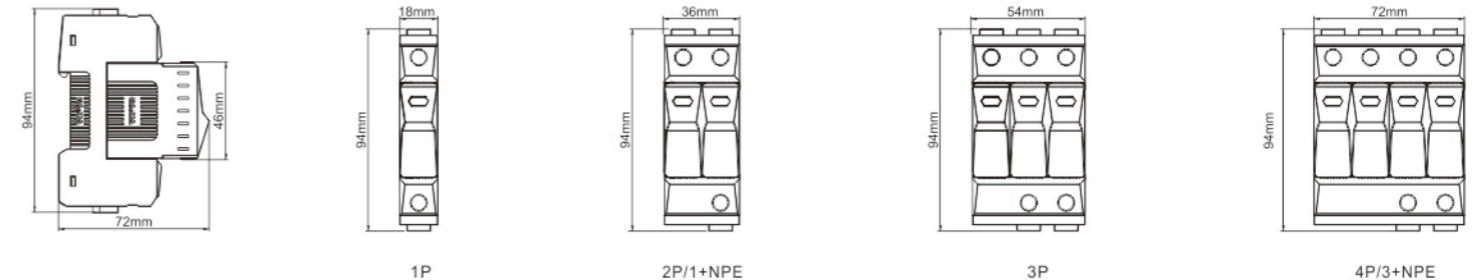


G2040MT Type2 Surge Protective Devices

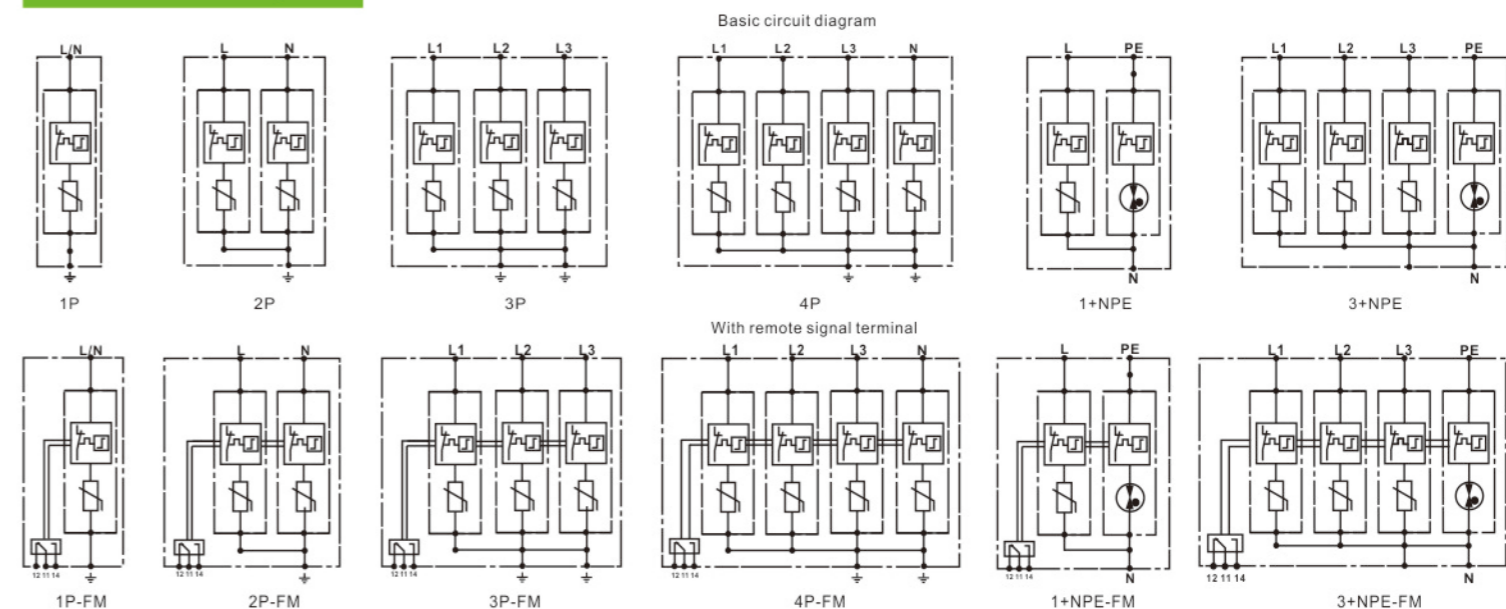
- Innovative tripping and breaking technology
- Pressing the contacts on both sides of the module can be easily plugged and unplugged, and can be replaced without interrupting the system operation
- Scan the QR code on the base to check the date of manufacture, test data, etc.



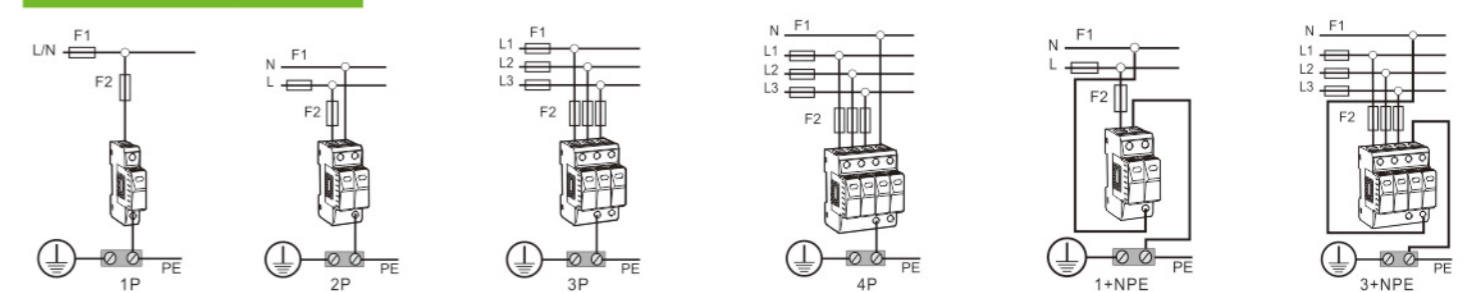
Dimension drawing



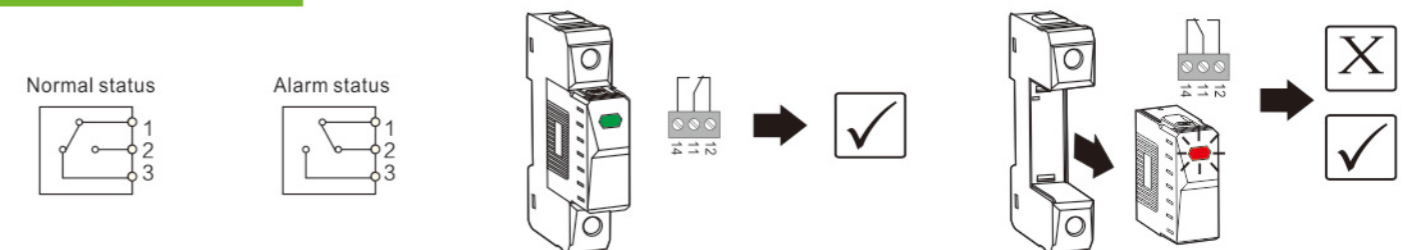
Basic circuit diagram



Standard wiring



Remote signal terminal



G2040DZ Type2 Surge Protective Devices

- Innovative tripping and breaking technology
- Pressing the contacts on both sides of the module can be easily plugged and unplugged, and can be replaced without interrupting the system operation
- Scan the QR code on the base to check the date of manufacture, test data, etc.



Temperature compensation



Type	G2040DZ						
SPD according to EN 61643-11 / IEC 61643-11	Type 2/Class II /T2						
Max. continuous operating voltage (a.c.) (Uc)	150V	280V	320V	385V	440V	600V	NPE:255V
Nominal discharge current (8/20 μs) (In)	15kA						
Max. discharge current (8/20 μs) (Imax)	40kA						
Total lightning current(8/20 μs) L1/N→PE (Imax)total	1P:40kA,2P:80kA,3P:120kA,4P:160kA,						
Voltage protection level (Up)	≤1.0kV	≤1.3kV	≤1.4kV	≤1.6kV	≤2.2kV	≤2.5kV	≤1.5kV
Response time (tA)	25ns						100ns
Operating temperature range (TU)	-40 °C ... +80 °C						
Operating state / fault indication	Green:normal Red:invalid						
Number of ports	1						
For mounting on	35 mm DIN rails acc. to EN 60715						
Place of installation	indoor installation						
Degree of protection	IP20						
Approvals	CE,ROHS,CQC						
Weight	1P:100g,2P:200g,3P:300g,4P:400g,						

Type	G2040DZ-1P	G2040DZ-2P	G2040DZ-3P	G2040DZ-4P	G2040DZ-1+NPE	G2040DZ-3+NPE	
Ordering number	150V:120820 280V:120822 320V:120824 385V:120826 440V:120828 600V:120830	150V:120832 280V:120834 320V:120836 385V:120838 440V:120840 600V:120842	150V:120844 280V:120846 320V:120848 385V:120850 440V:120852 600V:120854	150V:120856 280V:120858 320V:120860 385V:120862 440V:120864 600V:120866	150V:124197 280V:120868 320V:124199 385V:120872 440V:124201 600V:124203	150V:124198 280V:120870 320V:124200 385V:120874 440V:124202 600V:124204	150V:124198 280V:120870 320V:124200 385V:120874 440V:124202 600V:124204
Type(Remote signal monitoring)	G2040DZ-1P-FM	G2040DZ-2P-FM	G2040DZ-3P-FM	G2040DZ-4P-FM	G2040DZ-1+NPE-FM	G2040DZ-3+NPE-FM	
Ordering number (Remote signal monitoring)	150V:120821 280V:120823 320V:120825 385V:120827 440V:120829 600V:120831	150V:120833 280V:120835 320V:120837 385V:120839 440V:120841 600V:120843	150V:120845 280V:120847 320V:120849 385V:120851 440V:120853 600V:120855	150V:120857 280V:120859 320V:120861 385V:120863 440V:120865 600V:120867	150V:124205 280V:120869 320V:124207 385V:120873 440V:124209 600V:124211	150V:124206 280V:120871 320V:124208 385V:120875 440V:124210 600V:124212	150V:124206 280V:120871 320V:124208 385V:120875 440V:124210 600V:124212

Type	G2040DZ/150-Module	G2040DZ/280-Module	G2040DZ/320-Module	G2040DZ/385-Module	G2040DZ/440-Module	G2040DZ/600-Module	G2040DZ-NPE-Module
Ordering number	120876	120877	120878	120879	120880	120881	120882
Max. continuous operating voltage (a.c.) (Uc)	150V	280V	320V	385V	440V	600V	255V
Nominal discharge current (8/20 μs) (In)	15kA						
Max. discharge current (8/20 μs) (Imax)	40kA						
Voltage protection level (Up)	≤1.0kV	≤1.3kV	≤1.4kV	≤1.6kV	≤2.2kV	≤2.5kV	≤1.5kV

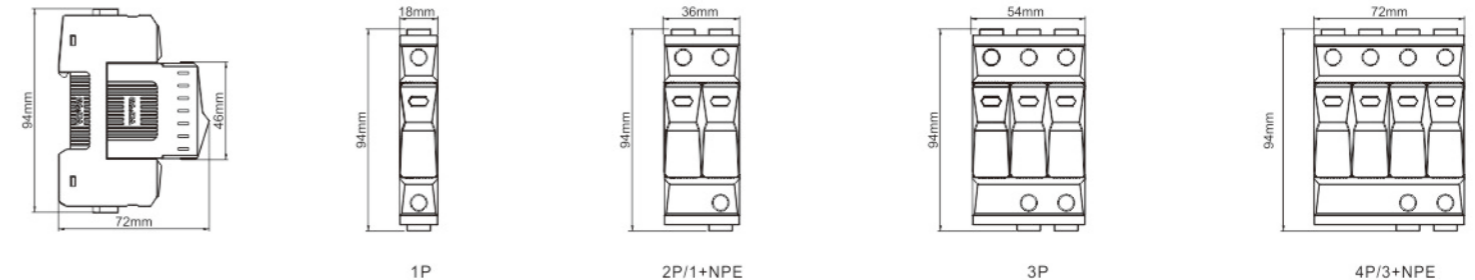


G2040DZ Type2 Surge Protective Devices

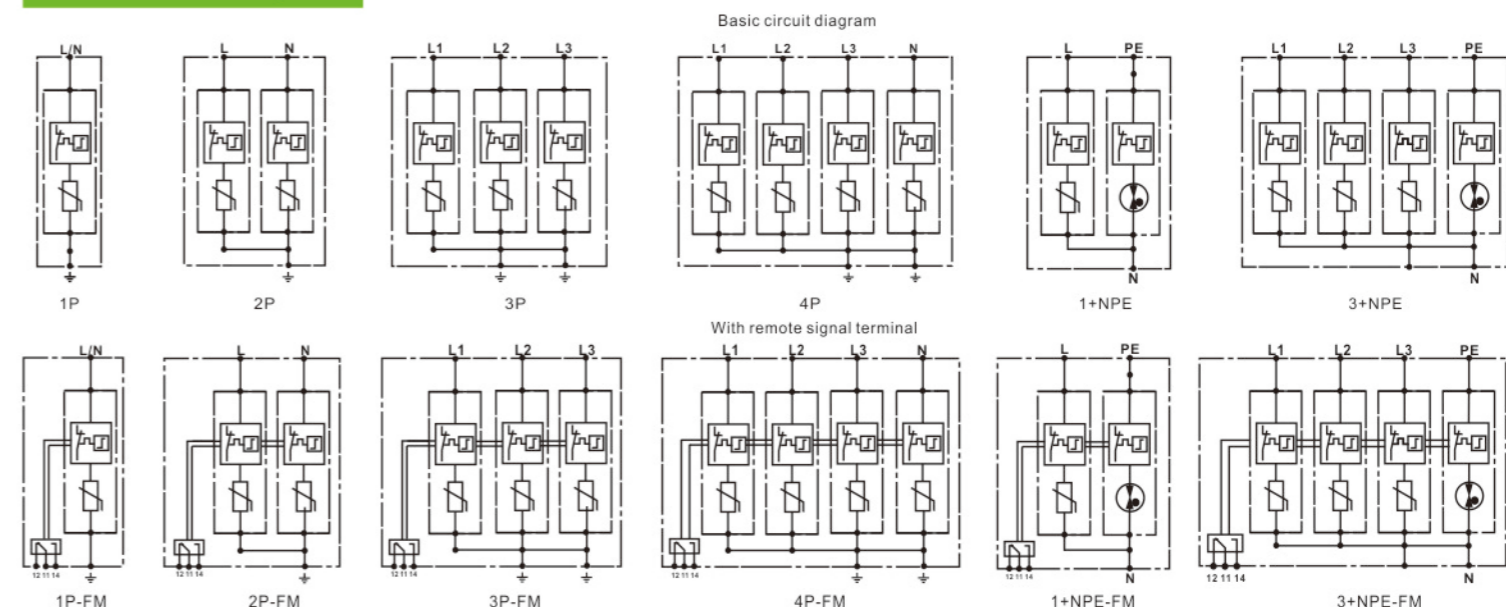
- Innovative tripping and breaking technology
- Pressing the contacts on both sides of the module can be easily plugged and unplugged, and can be replaced without interrupting the system operation
- Scan the QR code on the base to check the date of manufacture, test data, etc.



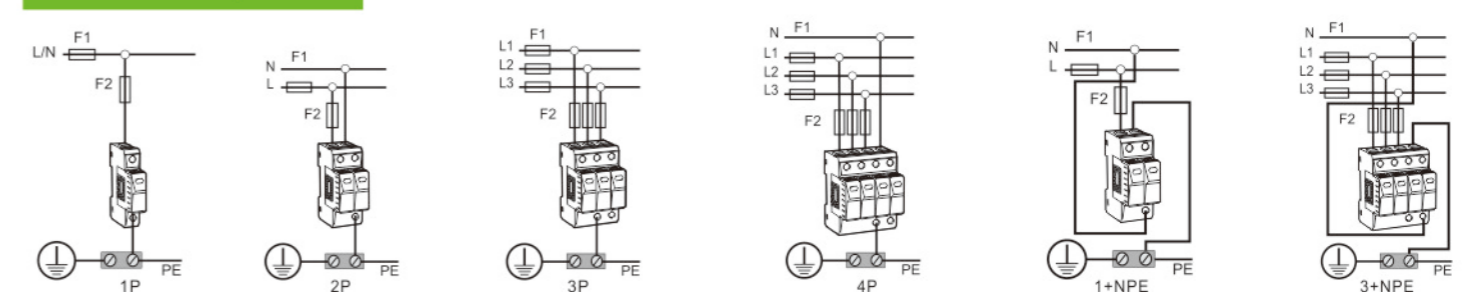
Dimension drawing



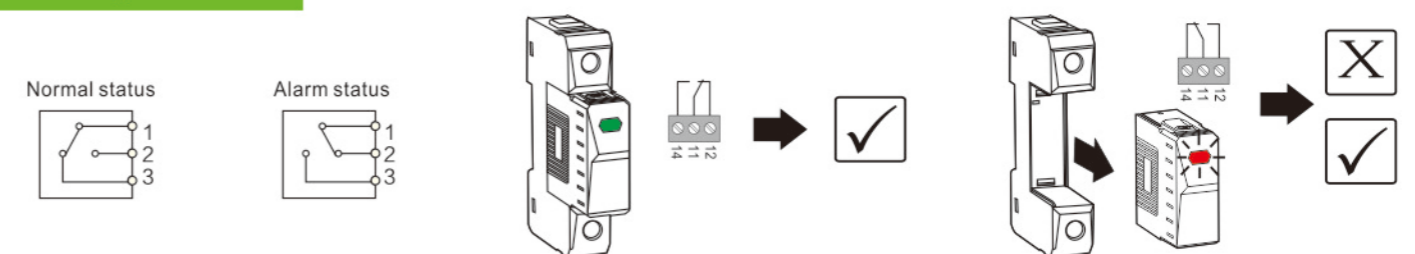
Basic circuit diagram



Standard wiring



Remote signal terminal



G2050DZ Type2 Surge Protective Devices

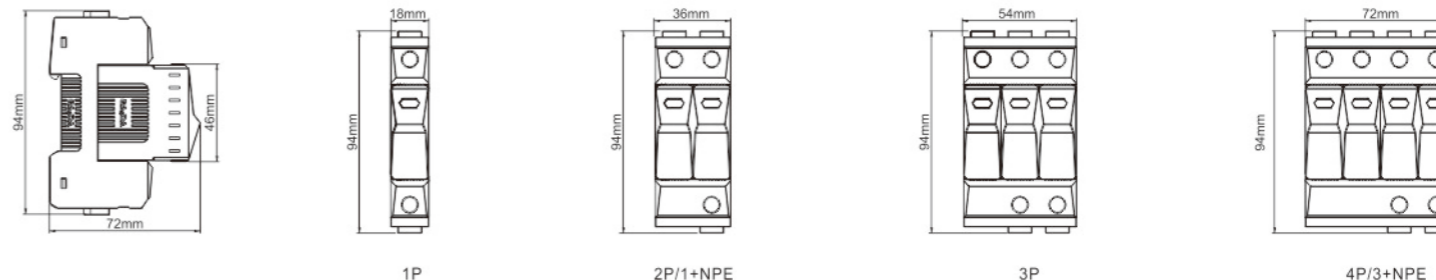
- Innovative tripping and breaking technology
- Pressing the contacts on both sides of the module can be easily plugged and unplugged, and can be replaced without interrupting the system operation
- Scan the QR code on the base to check the date of manufacture, test data, etc.



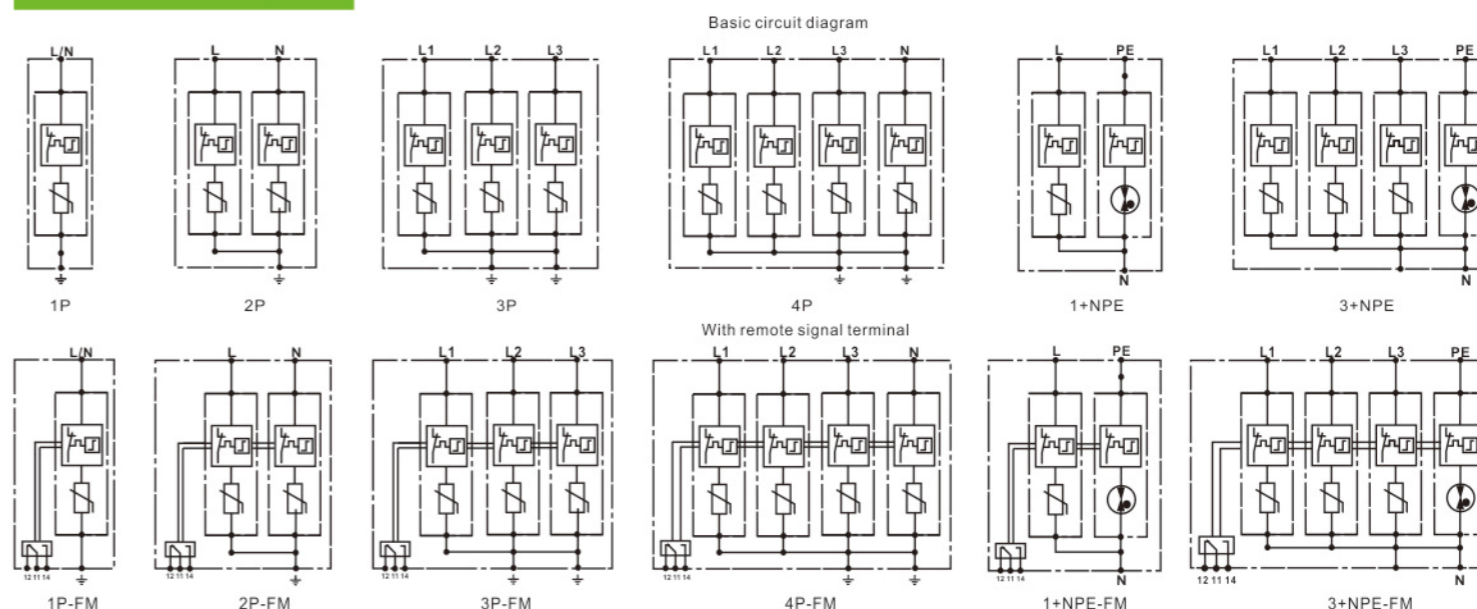
Temperature compensation



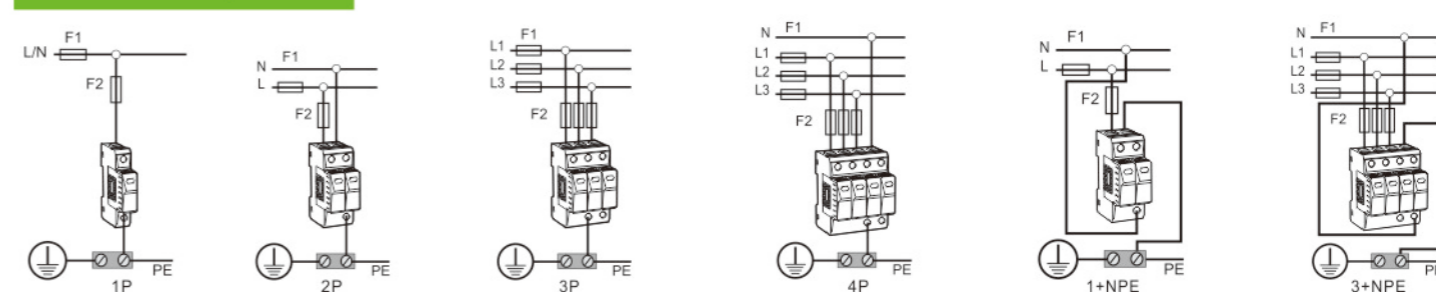
Dimension drawing



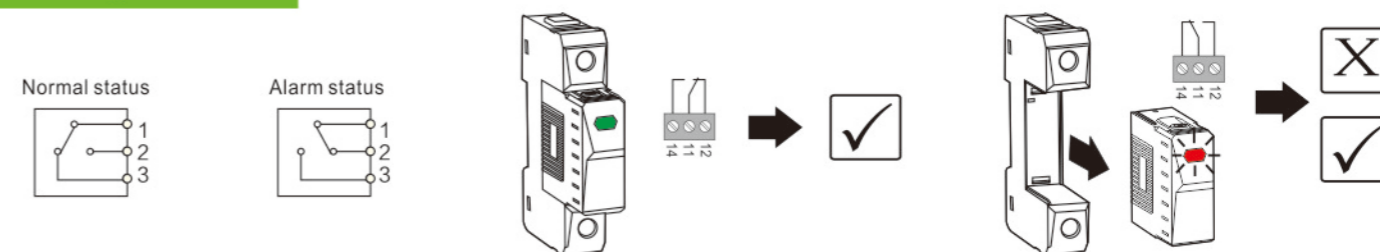
Basic circuit diagram



Standard wiring



Remote signal terminal



Type	G2050DZ						
SPD according to EN 61643-11 / IEC 61643-11	Type 2/Class II /T2						
Max. continuous operating voltage (a.c.) (Uc)	150V	280V	320V	385V	440V	600V	NPE:255V
Nominal discharge current (8/20 μs) (In)	20kA						
Max. discharge current (8/20 μs) (Imax)	50kA						
Total lightning current(8/20 μs) L1/N→PE (Imax)total	1P:50kA,2P:100kA,3P:150kA,4P:200kA,						
Voltage protection level (Up)	≤1.0kV	≤1.5kV	≤1.5kV	≤1.6kV	≤2.2kV	≤2.5kV	≤1.5kV
Response time (tA)	25ns						100ns
Operating temperature range (Tu)	-40 °C ... +80 °C						
Operating state / fault indication	Green:normal Red:invalid						
Number of ports	1						
For mounting on	35 mm DIN rails acc. to EN 60715						
Place of installation	indoor installation						
Degree of protection	IP20						
Approvals	TUV,CB,CE,ROHS,CQC						
Weight	1P:100g,2P:200g,3P:300g,4P:400g,						

Type	G2050DZ-1P	G2050DZ-2P	G2050DZ-3P	G2050DZ-4P	G2050DZ-1+NPE	G2050DZ-3+NPE	
Ordering number	150V:120883 280V:120885 320V:120887 385V:120889 440V:120891 600V:120893	150V:120895 280V:120897 320V:120899 385V:120901 440V:120903 600V:120905	150V:120907 280V:120909 320V:120911 385V:120913 440V:120915 600V:120917	150V:120919 280V:120921 320V:120923 385V:120925 440V:120927 600V:120929	150V:124213 280V:120931 320V:124215 385V:120935 440V:124217 600V:124219	150V:124214 280V:120933 320V:124216 385V:120937 440V:124218 600V:124220	150V:124214 280V:120933 320V:124216 385V:120937 440V:124218 600V:124220
Type(Remote signal monitoring)	G2050DZ-1P-FM	G2050DZ-2P-FM	G2050DZ-3P-FM	G2050DZ-4P-FM	G2050DZ-1+NPE-FM	G2050DZ-3+NPE-FM	
Ordering number (Remote signal monitoring)	150V:120884 280V:120886 320V:120888 385V:120890 440V:120892 600V:120894	150V:120896 280V:120898 320V:120900 385V:120902 440V:120904 600V:120906	150V:120908 280V:120910 320V:120912 385V:120914 440V:120916 600V:120918	150V:120920 280V:120922 320V:120924 385V:120926 440V:120928 600V:120930	150V:124221 280V:120932 320V:124223 385V:120936 440V:124225 600V:124227	150V:124222 280V:120934 320V:124224 385V:120938 440V:124226 600V:124228	150V:124222 280V:120934 320V:124224 385V:120938 440V:124226 600V:124228

Type	G2050DZ/150-Module	G2050DZ/280-Module	G2050DZ/320-Module	G2050DZ/385-Module	G2050DZ/440-Module	G2050DZ/600-Module	G2050DZ-NPE-Module
Ordering number	120939	120940	120941	120942	120943	120944	120945
Max. continuous operating voltage (a.c.) (Uc)	150V	280V	320V	385V	440V	600V	255V
Nominal discharge current (8/20 μs) (In)	20kA						
Max. discharge current (8/20 μs) (Imax)	50kA						
Voltage protection level (Up)	≤1.0kV	≤1.5kV	≤1.5kV	≤1.6kV	≤2.2kV	≤2.5kV	≤1.5kV



G2050XZ Type2 Surge Protective Devices

- Innovative tripping and breaking technology
- Pressing the contacts on both sides of the module can be easily plugged and unplugged, and can be replaced without interrupting the system operation
- Scan the QR code on the base to check the date of manufacture, test data, etc.

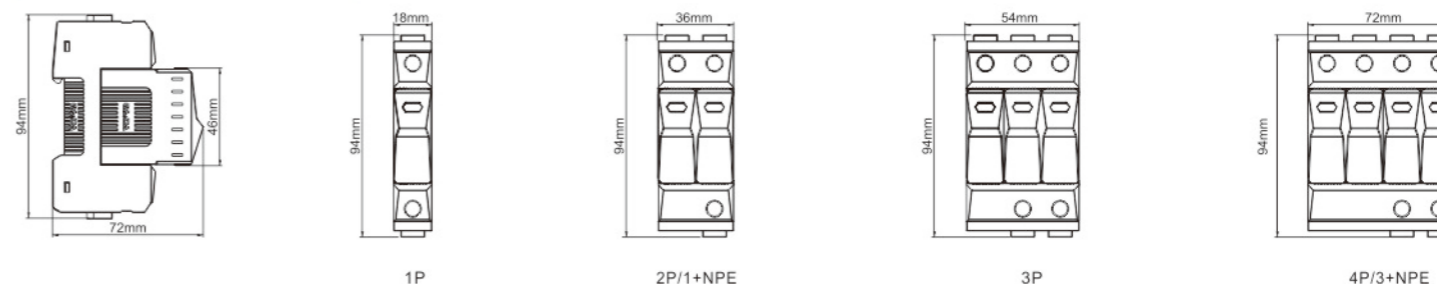
G2050XZ Type2 Surge Protective Devices

- Innovative tripping and breaking technology
- Pressing the contacts on both sides of the module can be easily plugged and unplugged, and can be replaced without interrupting the system operation
- Scan the QR code on the base to check the date of manufacture, test data, etc.

Temperature compensation

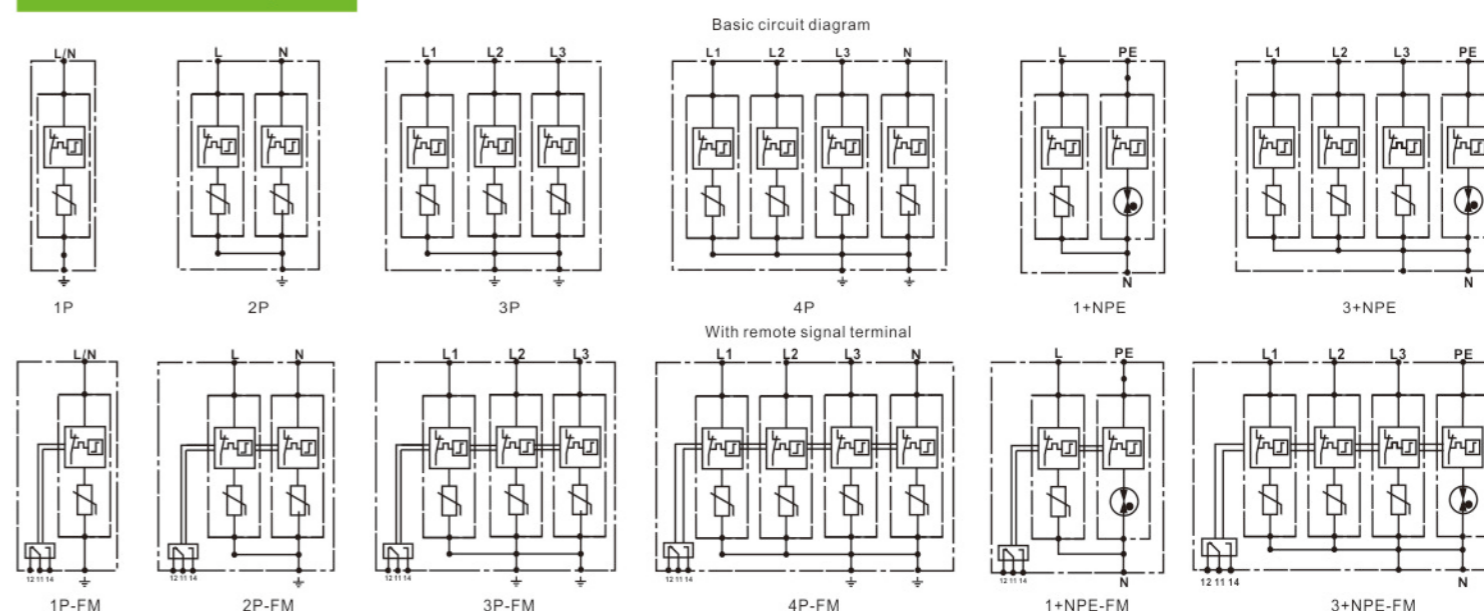


Dimension drawing



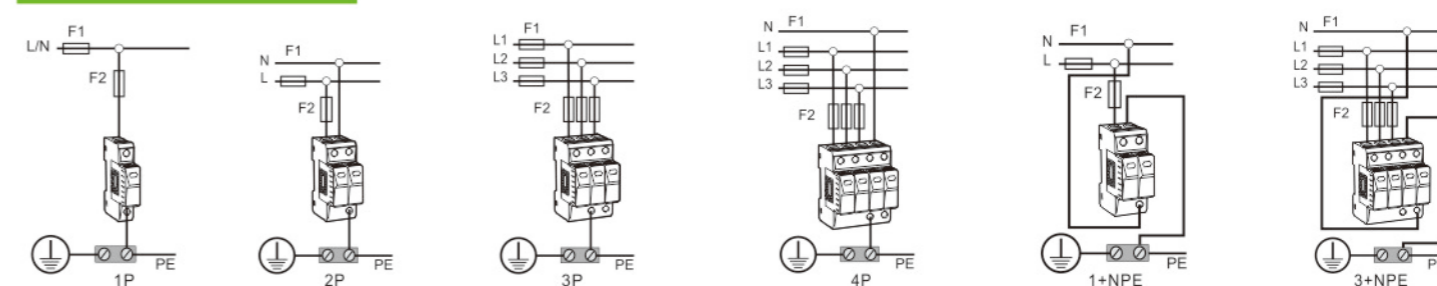
Type	G2050XZ						
SPD according to EN 61643-11 / IEC 61643-11	Type 2/Class II /T2						
Max. continuous operating voltage (a.c.) (Uc)	150V	280V	320V	385V	440V	600V	NPE:255V
Nominal discharge current (8/20 μs) (In)	30kA						
Max. discharge current (8/20 μs) (Imax)	50kA						
Total lightning current(8/20 μs) L1/N→PE (Imax)total	1P:50kA,2P:100kA,3P:150kA,4P:200kA,						
Voltage protection level (Up)	≤1.2kV	≤1.5kV	≤1.6kV	≤1.8kV	≤2.4kV	≤2.5kV	≤1.5kV
Response time (tA)	25ns						100ns
Operating temperature range (TU)	-40 °C ... +80 °C						
Operating state / fault indication	Green:normal Red:invalid						
Number of ports	1						
For mounting on	35 mm DIN rails acc. to EN 60715						
Place of installation	indoor installation						
Degree of protection	IP20						
Approvals	CE,ROHS,CQC						
Weight	1P:100g,2P:200g,3P:300g,4P:400g,						

Basic circuit diagram

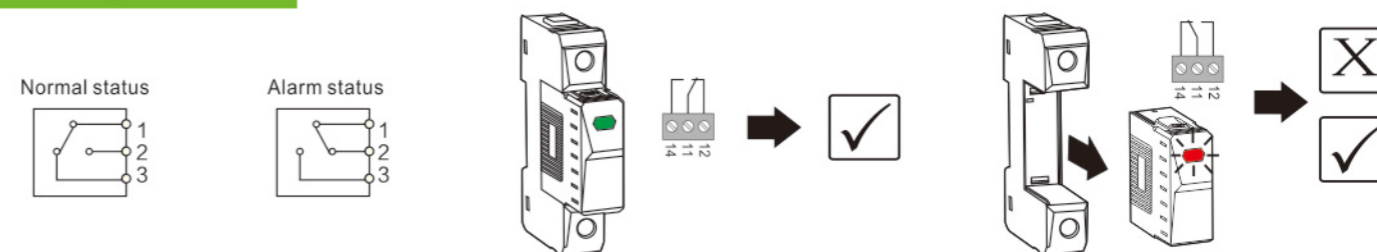


Type	G2050XZ-1P	G2050XZ-2P	G2050XZ-3P	G2050XZ-4P	G2050XZ-1+NPE	G2050XZ-3+NPE
Ordering number	150V:120946 280V:120948 320V:120950 385V:120952 440V:120954 600V:120953	150V:120958 280V:120960 320V:120962 385V:120964 440V:120966 600V:120968	150V:120970 280V:120972 320V:120974 385V:120976 440V:120978 600V:120980	150V:120982 280V:120984 320V:120986 385V:120988 440V:120990 600V:120992	150V:124229 280V:120994 320V:124231 385V:120998 440V:124233 600V:124235	150V:124230 280V:120996 320V:124232 385V:121000 440V:124234 600V:124236
Type(Remote signal monitoring)	G2050XZ-1P-FM	G2050XZ-2P-FM	G2050XZ-3P-FM	G2050XZ-4P-FM	G2050XZ-1+NPE-FM	G2050XZ-3+NPE-FM
Ordering number (Remote signal monitoring)	150V:120947 280V:120949 320V:120951 385V:120953 440V:120955 600V:120957	150V:120959 280V:120961 320V:120963 385V:120965 440V:120967 600V:120969	150V:120971 280V:120973 320V:120975 385V:120977 440V:120979 600V:120981	150V:120983 280V:120985 320V:120987 385V:120989 440V:120991 600V:120993	150V:124237 280V:120995 320V:124239 385V:120999 440V:124241 600V:124243	150V:124238 280V:120997 320V:124240 385V:121001 440V:124242 600V:124244

Standard wiring



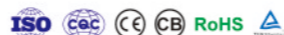
Remote signal terminal



Type	G2050XZ/150-Module	G2050XZ/280-Module	G2050XZ/320-Module	G2050XZ/385-Module	G2050XZ/440-Module	G2050XZ/600-Module	G2050DZ-NPE-Module
Ordering number	121002	121003	121004	121005	121006	121007	121008
Max. continuous operating voltage (a.c.) (Uc)	150V	280V	320V	385V	440V	600V	255V
Nominal discharge current (8/20 μs) (In)	30kA						
Max. discharge current (8/20 μs) (Imax)	50kA						
Voltage protection level (Up)	≤1.2kV	≤1.5kV	≤1.6kV	≤1.8kV	≤2.4kV	≤2.5kV	≤1.5kV

G2060MT Type2 Surge Protective Devices

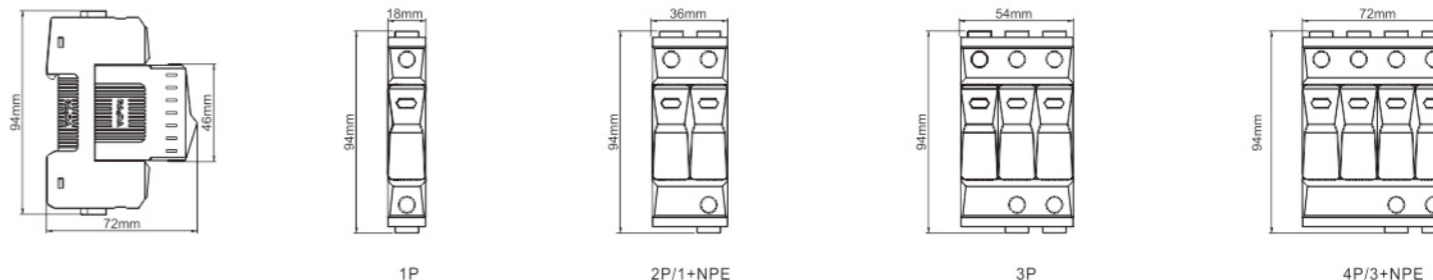
- Innovative tripping and breaking technology
- Pressing the contacts on both sides of the module can be easily plugged and unplugged, and can be replaced without interrupting the system operation
- Scan the QR code on the base to check the date of manufacture, test data, etc.



Temperature compensation

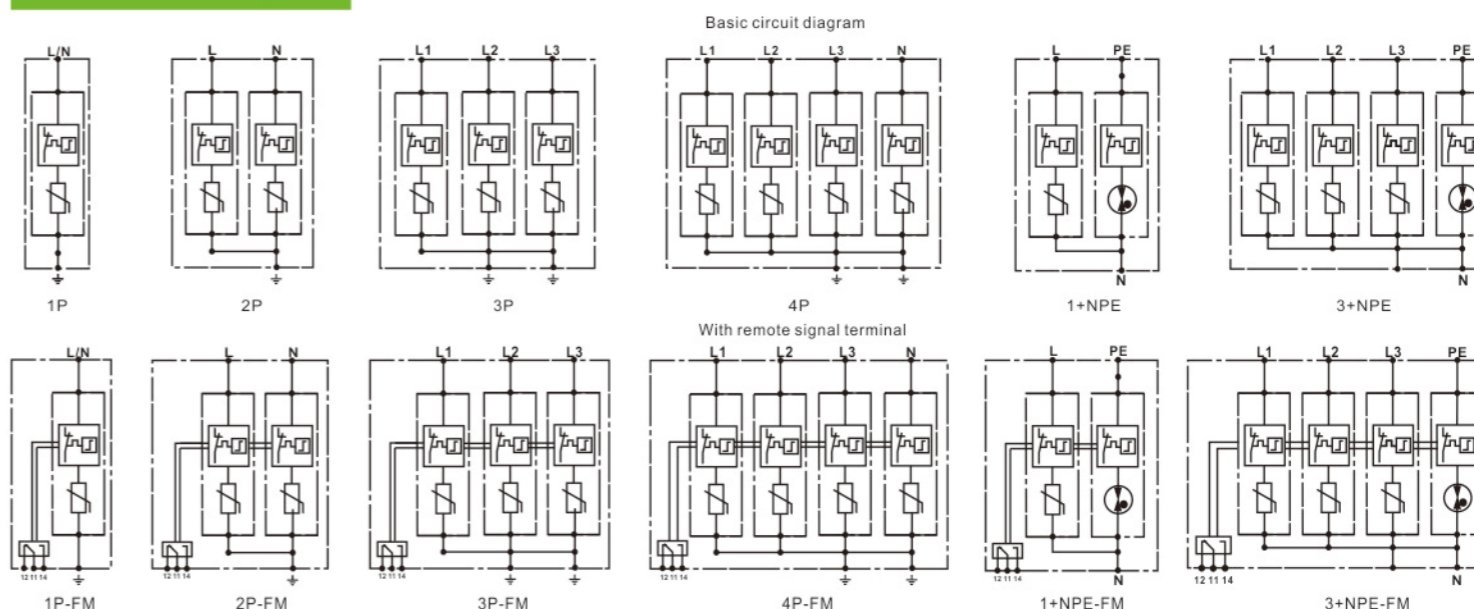


Dimension drawing



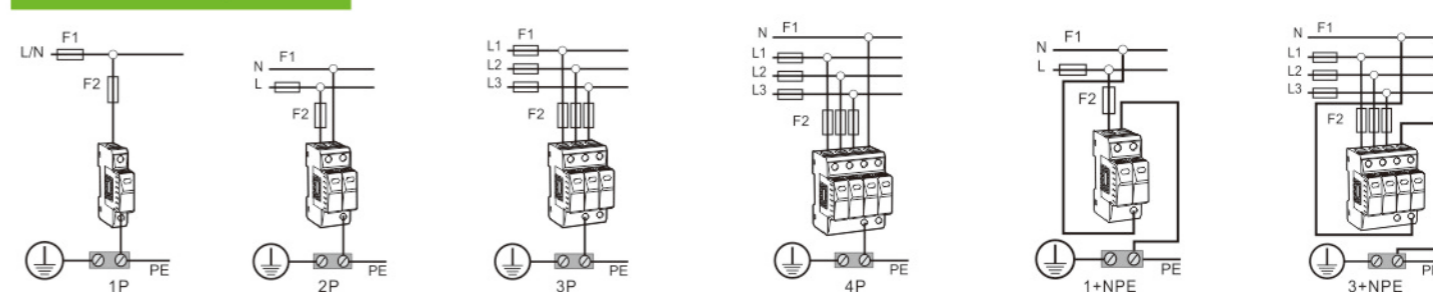
Type	G2060MT						
SPD according to EN 61643-11 / IEC 61643-11	Type 2/Class II /T2						
Max. continuous operating voltage (a.c.) (Uc)	150V	280V	320V	385V	440V	600V	NPE:255V
Nominal discharge current (8/20 μs) (In)	30kA						
Max. discharge current (8/20 μs) (Imax)	60kA						
Total lightning current(8/20 μs) L1/N→PE (Imax)total	1P:60kA,2P:120kA,3P:180kA,4P:240kA,						
Voltage protection level (Up)	≤1.2kV	≤1.5kV	≤1.6kV	≤1.8kV	≤2.4kV	≤2.5kV	≤1.5kV
Response time (tA)	25ns						100ns
Operating temperature range (Tu)	-40 °C ... +80 °C						
Operating state / fault indication	Green:normal Red:invalid						
Number of ports	1						
For mounting on	35 mm DIN rails acc. to EN 60715						
Place of installation	indoor installation						
Degree of protection	IP20						
Approvals	CE,ROHS,CQC						
Weight	1P:100g,2P:200g,3P:300g,4P:400g,						

Basic circuit diagram



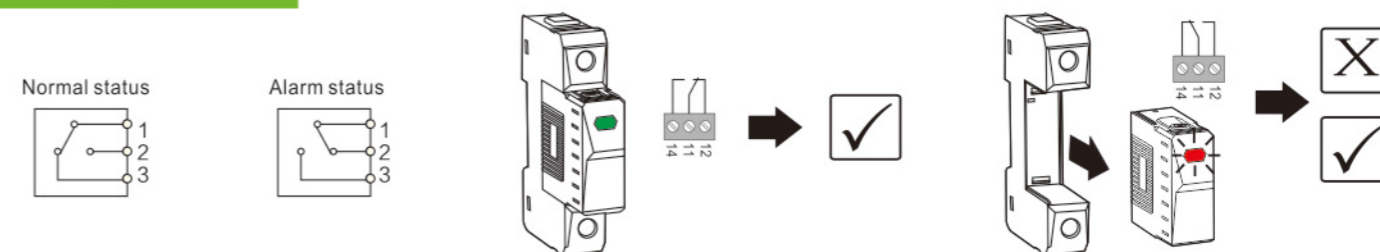
Type	G2060MT-1P	G2060MT-2P	G2060MT-3P	G2060MT-4P	G2060MT-1+NPE	G2060MT-3+NPE
Ordering number	150V:121009	150V:121021	150V:121033	150V:121045	150V:124245	150V:124246
	280V:121011	280V:121023	280V:121035	280V:121047	280V:121057	280V:121059
	320V:121013	320V:121025	320V:121037	320V:121049	320V:124247	320V:124248
	385V:121015	385V:121027	385V:121039	385V:121051	385V:121061	385V:121063
	440V:121017	440V:121029	440V:121041	440V:121053	440V:124249	440V:124250
Type(Remote signal monitoring)	G2060MT-1P-FM	G2060MT-2P-FM	G2060MT-3P-FM	G2060MT-4P-FM	G2060MT-1+NPE-FM	G2060MT-3+NPE-FM
	150V:121010	150V:121022	150V:121034	150V:121046	150V:124253	150V:124254
	280V:121012	280V:121024	280V:121036	280V:121048	280V:121058	280V:121060
	320V:121014	320V:121026	320V:121038	320V:121050	320V:124255	320V:124256
	385V:121016	385V:121028	385V:121040	385V:121052	385V:121062	385V:121064
Ordering number (Remote signal monitoring)	440V:121018	440V:121030	440V:121042	440V:121054	440V:124257	440V:124258
	600V:121019	600V:121031	600V:121043	600V:121055	600V:124251	600V:124260

Standard wiring



Type	G2060MT/150-Module	G2060MT/280-Module	G2060MT/320-Module	G2060MT/385-Module	G2060MT/440-Module	G2060MT/600-Module	G2060MT-NPE-Module
Ordering number	121065	121066	121067	121068	121069	121070	121071
Max. continuous operating voltage (a.c.) (Uc)	150V	280V	320V	385V	440V	600V	255V
Nominal discharge current (8/20 μs) (In)	30kA						
Max. discharge current (8/20 μs) (Imax)	60kA						
Voltage protection level (Up)	≤1.2kV	≤1.5kV	≤1.6kV	≤1.8kV	≤2.4kV	≤2.5kV	≤1.5kV

Remote signal terminal



G2065MT Type2 Surge Protective Devices

- Innovative tripping and breaking technology
- Pressing the contacts on both sides of the module can be easily plugged and unplugged, and can be replaced without interrupting the system operation
- Scan the QR code on the base to check the date of manufacture, test data, etc.



Temperature compensation



Type	G2065MT						
SPD according to EN 61643-11 / IEC 61643-11	Type 2/Class II /T2						
Max. continuous operating voltage (a.c.) (Uc)	150V	280V	320V	385V	440V	600V	NPE:255V
Nominal discharge current (8/20 μs) (In)	40kA						
Max. discharge current (8/20 μs) (Imax)	65kA						
Total lightning current(8/20 μs) L1/N→PE (Imax)total	1P:65kA,2P:130kA,3P:195kA,4P:260kA,						
Voltage protection level (Up)	≤1.3kV	≤1.5kV	≤1.8kV	≤2.0kV	≤2.5kV	≤2.8kV	≤1.5kV
Response time (tA)	25ns						100ns
Operating temperature range (Tu)	-40 °C ... +80 °C						
Operating state / fault indication	Green:normal Red:invalid						
Number of ports	1						
For mounting on	35 mm DIN rails acc. to EN 60715						
Place of installation	indoor installation						
Degree of protection	IP20						
Approvals	CE,ROHS,CQC						
Weight	1P:100g,2P:200g,3P:300g,4P:400g,						

Type	G2065MT-1P	G2065MT-2P	G2065MT-3P	G2065MT-4P	G2065MT-1+NPE	G2065MT-3+NPE
Ordering number	150V:121072	150V:121084	150V:121096	150V:121108	150V:124261	150V:124262
	280V:121074	280V:121086	280V:121098	280V:121110	280V:121120	280V:121122
	320V:121076	320V:121088	320V:121100	320V:121112	320V:124263	320V:124264
	385V:121078	385V:121090	385V:121102	385V:121114	385V:121124	385V:121126
	440V:121080	440V:121092	440V:121104	440V:121116	440V:124265	440V:124266
Type(Remote signal monitoring)	G2065MT-1P-FM	G2065MT-2P-FM	G2065MT-3P-FM	G2065MT-4P-FM	G2065MT-1+NPE-FM	G2065MT-3+NPE-FM
	150V:121073	150V:121085	150V:121097	150V:121109	150V:124269	150V:124270
	280V:121075	280V:121087	280V:121099	280V:121111	280V:121121	280V:121123
	320V:121077	320V:121089	320V:121101	320V:121113	320V:124271	320V:124272
	385V:121079	385V:121091	385V:121103	385V:121115	385V:121125	385V:121127
Ordering number (Remote signal monitoring)	440V:121081	440V:121093	440V:121105	440V:121117	440V:124273	440V:124274
	600V:121083	600V:121095	600V:121107	600V:121119	600V:124275	600V:124276

Type	G2065MT/150-Module	G2065MT/280-Module	G2065MT/320-Module	G2065MT/385-Module	G2065MT/440-Module	G2065MT/600-Module	G2065MT-NPE-Module
Ordering number	121128	121129	121130	121131	121132	121133	121134
Max. continuous operating voltage (a.c.) (Uc)	150V	280V	320V	385V	440V	600V	255V
Nominal discharge current (8/20 μs) (In)	40kA						
Max. discharge current (8/20 μs) (Imax)	65kA						
Voltage protection level (Up)	≤1.3kV	≤1.5kV	≤1.8kV	≤2.0kV	≤2.5kV	≤2.8kV	≤1.5kV

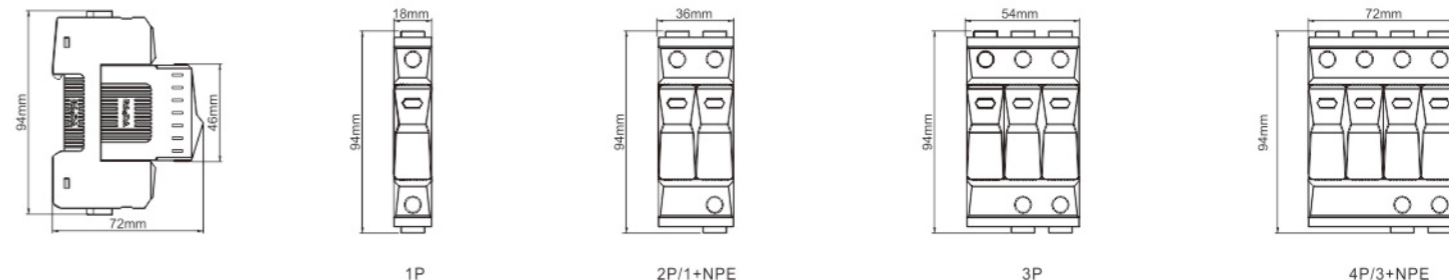


G2065MT Type2 Surge Protective Devices

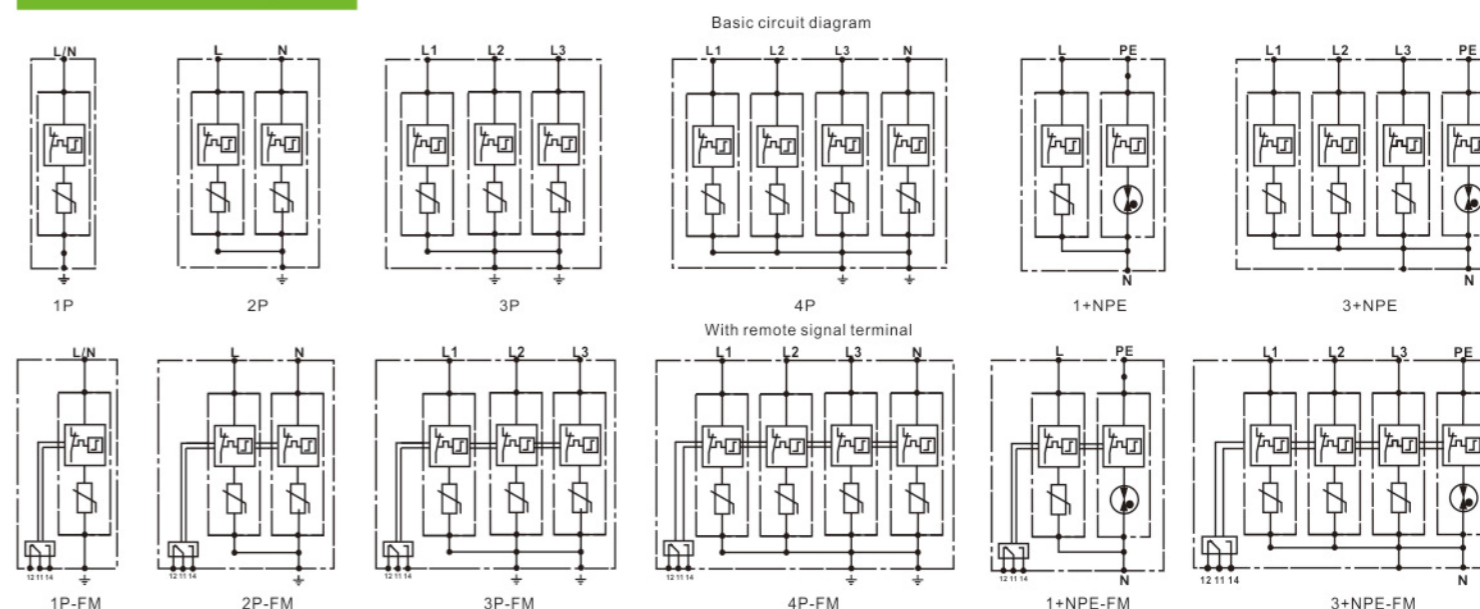
- Innovative tripping and breaking technology
- Pressing the contacts on both sides of the module can be easily plugged and unplugged, and can be replaced without interrupting the system operation
- Scan the QR code on the base to check the date of manufacture, test data, etc.



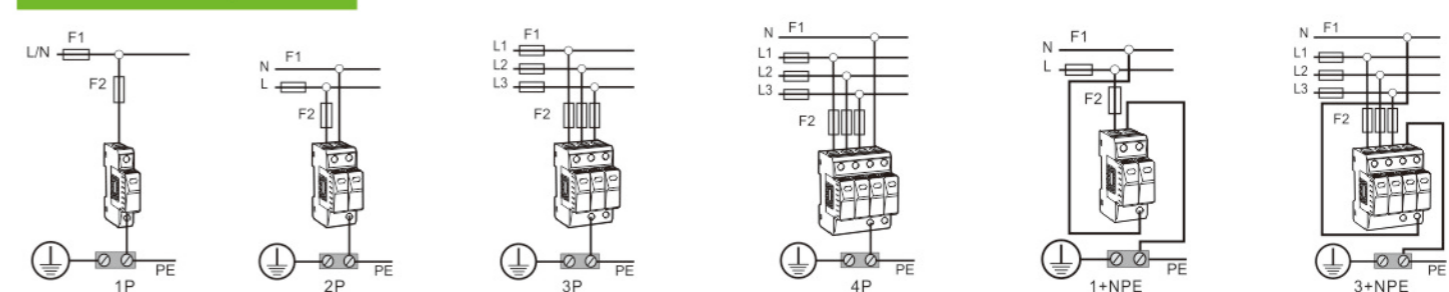
Dimension drawing



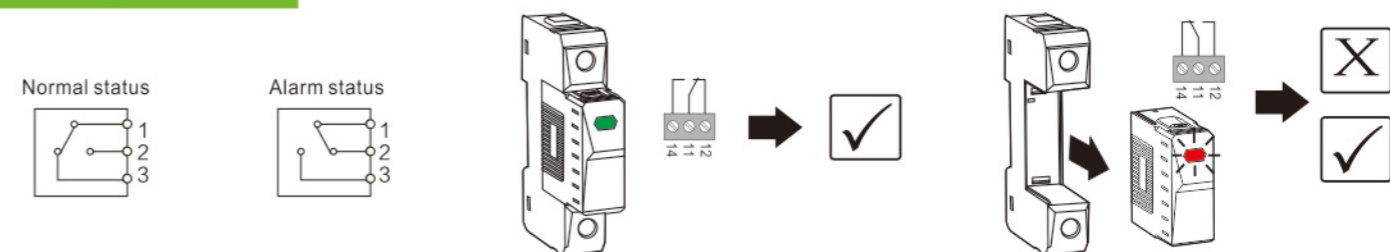
Basic circuit diagram



Standard wiring



Remote signal terminal



G2070MT Type2 Surge Protective Devices

- Innovative tripping and breaking technology
- Pressing the contacts on both sides of the module can be easily plugged and unplugged, and can be replaced without interrupting the system operation
- Scan the QR code on the base to check the date of manufacture, test data, etc.



Temperature compensation



Type	G2070MT						
SPD according to EN 61643-11 / IEC 61643-11	Type 2/Class II /T2						
Max. continuous operating voltage (a.c.) (Uc)	150V	280V	320V	385V	440V	600V	NPE:255V
Nominal discharge current (8/20 μs) (In)	30kA						
Max. discharge current (8/20 μs) (Imax)	70kA						
Total lightning current(8/20 μs) L1/N→PE (Imax)total	1P:70kA,2P:140kA,3P:210kA,4P:280kA,						
Voltage protection level (Up)	≤1.3kV	≤1.5kV	≤1.8kV	≤2.0kV	≤2.5kV	≤2.8kV	≤1.5kV
Response time (tA)	25ns						100ns
Operating temperature range (Tu)	-40 °C ... +80 °C						
Operating state / fault indication	Green:normal Red:invalid						
Number of ports	1						
For mounting on	35 mm DIN rails acc. to EN 60715						
Place of installation	indoor installation						
Degree of protection	IP20						
Approvals	CE,ROHS,CQC						
Weight	1P:100g,2P:200g,3P:300g,4P:400g,						

Type	G2070MT-1P	G2070MT-2P	G2070MT-3P	G2070MT-4P	G2070MT-1+NPE	G2070MT-3+NPE
Ordering number	150V:121135	150V:121147	150V:121159	150V:121171	150V:124277	150V:124278
	280V:121137	280V:121149	280V:121161	280V:121173	280V:121183	280V:121185
	320V:121139	320V:121151	320V:121163	320V:121175	320V:124279	320V:124280
	385V:121141	385V:121153	385V:121165	385V:121177	385V:121187	385V:121189
	440V:121143	440V:121155	440V:121167	440V:121179	440V:124281	440V:124282
Type(Remote signal monitoring)	G2070MT-1P-FM	G2070MT-2P-FM	G2070MT-3P-FM	G2070MT-4P-FM	G2070MT-1+NPE-FM	G2070MT-3+NPE-FM
	150V:121136	150V:121148	150V:121160	150V:121172	150V:124285	150V:124286
	280V:121138	280V:121150	280V:121162	280V:121174	280V:121184	280V:121186
	320V:121140	320V:121152	320V:121164	320V:121176	320V:124287	320V:124288
	385V:121142	385V:121154	385V:121166	385V:121178	385V:121188	385V:121190
Ordering number (Remote signal monitoring)	440V:121144	440V:121156	440V:121168	440V:121180	440V:124289	440V:124290
	600V:121146	600V:121158	600V:121170	600V:121182	600V:124291	600V:124292

Type	G2070MT/150-Module	G2070MT/280-Module	G2070MT/320-Module	G2070MT/385-Module	G2070MT/440-Module	G2070MT/600-Module	G2070MT-NPE-Module
Ordering number	121191	121192	121193	121194	121195	121196	121197
Max. continuous operating voltage (a.c.) (Uc)	150V	280V	320V	385V	440V	600V	255V
Nominal discharge current (8/20 μs) (In)	30kA						
Max. discharge current (8/20 μs) (Imax)	70kA						
Voltage protection level (Up)	≤1.3kV	≤1.5kV	≤1.8kV	≤2.0kV	≤2.5kV	≤2.8kV	≤1.5kV

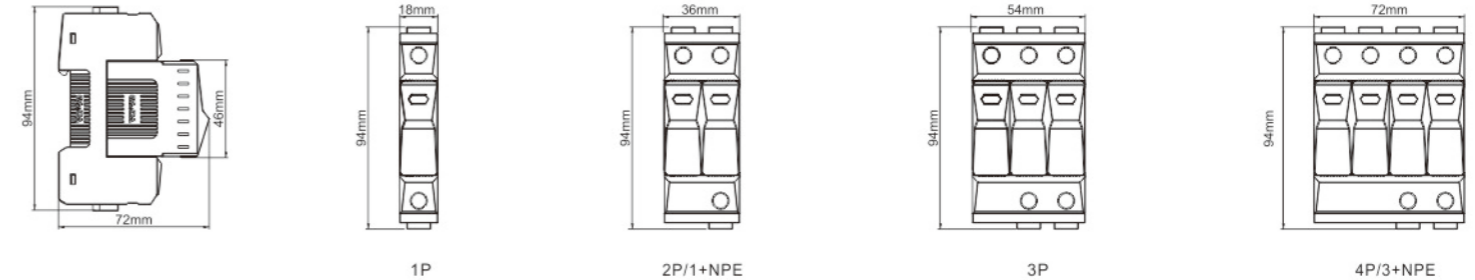


G2070MT Type2 Surge Protective Devices

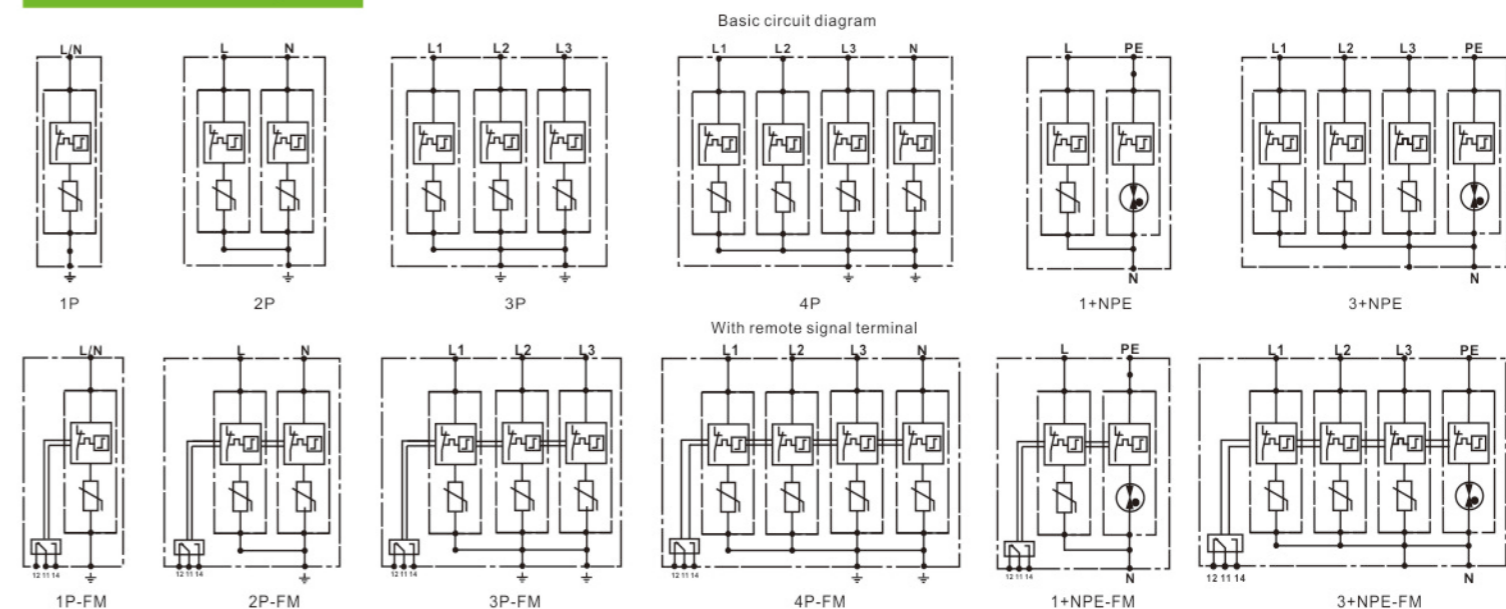
- Innovative tripping and breaking technology
- Pressing the contacts on both sides of the module can be easily plugged and unplugged, and can be replaced without interrupting the system operation
- Scan the QR code on the base to check the date of manufacture, test data, etc.



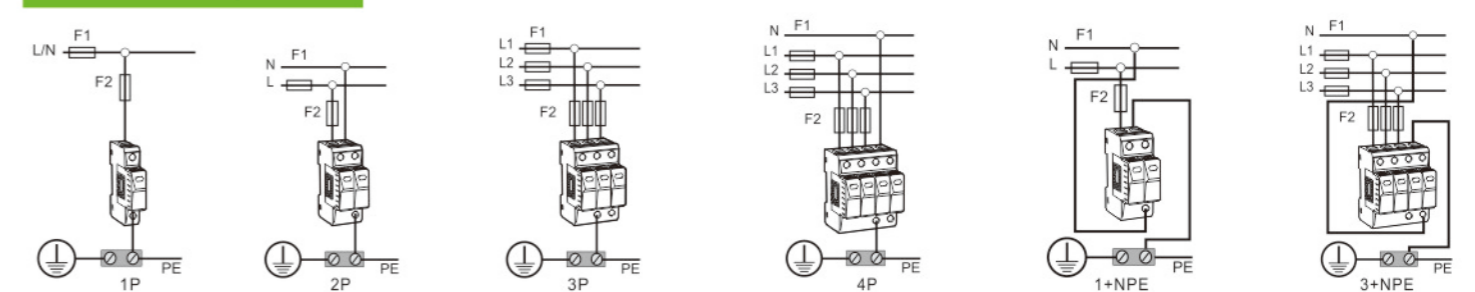
Dimension drawing



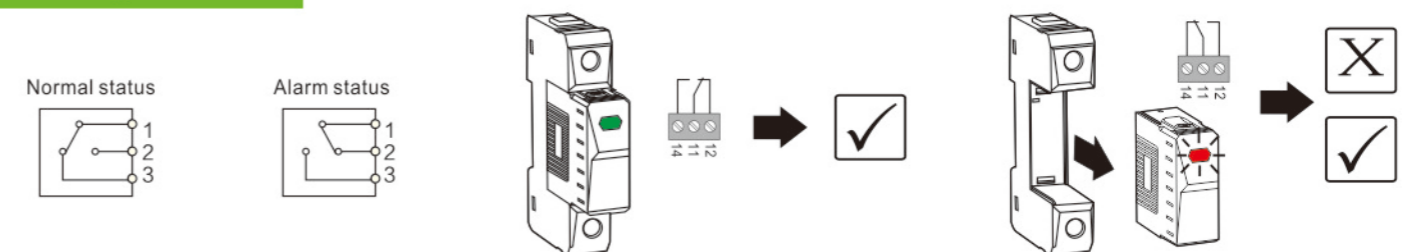
Basic circuit diagram



Standard wiring



Remote signal terminal



G2080MT Type2 Surge Protective Devices

- Innovative tripping and breaking technology
- Pressing the contacts on both sides of the module can be easily plugged and unplugged, and can be replaced without interrupting the system operation
- Scan the QR code on the base to check the date of manufacture, test data, etc.



Temperature compensation



Type	G2080MT						
SPD according to EN 61643-11 / IEC 61643-11	Type 2/Class II /T2						
Max. continuous operating voltage (a.c.) (Uc)	150V	280V	320V	385V	440V	600V	NPE:255V
Nominal discharge current (8/20 μs) (In)	40kA						
Max. discharge current (8/20 μs) (Imax)	80kA						
Total lightning current(8/20 μs) L1/N→PE (Imax)total	1P:80kA,2P:160kA,3P:240kA,4P:320kA,						
Voltage protection level (Up)	≤1.3kV	≤1.8kV	≤2.0kV	≤2.2kV	≤2.5kV	≤2.8kV	≤1.5kV
Response time (tA)	25ns						100ns
Operating temperature range (TU)	-40 °C ... +80 °C						
Operating state / fault indication	Green:normal Red:invalid						
Number of ports	1						
For mounting on	35 mm DIN rails acc. to EN 60715						
Place of installation	indoor installation						
Degree of protection	IP20						
Approvals	CE,ROHS,CQC						
Weight	1P:120g,2P:240g,3P:360g,4P:480g,						

Type	G2080MT-1P	G2080MT-2P	G2080MT-3P	G2080MT-4P	G2080MT-1+NPE	G2080MT-3+NPE	
Ordering number	150V:121198 280V:121200 320V:121202 385V:121204 440V:121206 600V:121208	150V:121210 280V:121212 320V:121214 385V:121216 440V:121218 600V:121220	150V:121222 280V:121224 320V:121226 385V:121228 440V:121230 600V:121232	150V:121234 280V:121236 320V:121238 385V:121240 440V:121242 600V:121244	150V:124293 280V:121246 320V:124295 385V:121250 440V:124297 600V:124299	150V:124294 280V:121248 320V:124296 385V:121252 440V:124298 600V:124300	150V:124294 280V:121248 320V:124296 385V:121252 440V:124298 600V:124300
Type(Remote signal monitoring)	G2080MT-1P-FM	G2080MT-2P-FM	G2080MT-3P-FM	G2080MT-4P-FM	G2080MT-1+NPE-FM	G2080MT-3+NPE-FM	
Ordering number (Remote signal monitoring)	150V:121199 280V:121201 320V:121203 385V:121205 440V:121207 600V:121209	150V:121211 280V:121213 320V:121215 385V:121217 440V:121219 600V:121221	150V:121223 280V:121225 320V:121227 385V:121229 440V:121231 600V:121233	150V:121235 280V:121237 320V:121239 385V:121241 440V:121243 600V:121245	150V:124301 280V:121247 320V:124303 385V:121251 440V:124305 600V:124307	150V:124302 280V:121249 320V:124304 385V:121253 440V:124306 600V:124308	150V:124302 280V:121249 320V:124304 385V:121253 440V:124306 600V:124308

Type	G2080MT/150-Module	G2080MT/280-Module	G2080MT/320-Module	G2080MT/385-Module	G2080MT/440-Module	G2080MT/600-Module	G2080MT-NPE-Module
Ordering number	121254	121255	121256	121257	121258	121259	121260
Max. continuous operating voltage (a.c.) (Uc)	150V	280V	320V	385V	440V	600V	255V
Nominal discharge current (8/20 μs) (In)	40kA						
Max. discharge current (8/20 μs) (Imax)	80kA						
Voltage protection level (Up)	≤1.3kV	≤1.8kV	≤2.0kV	≤2.2kV	≤2.5kV	≤2.8kV	≤1.5kV

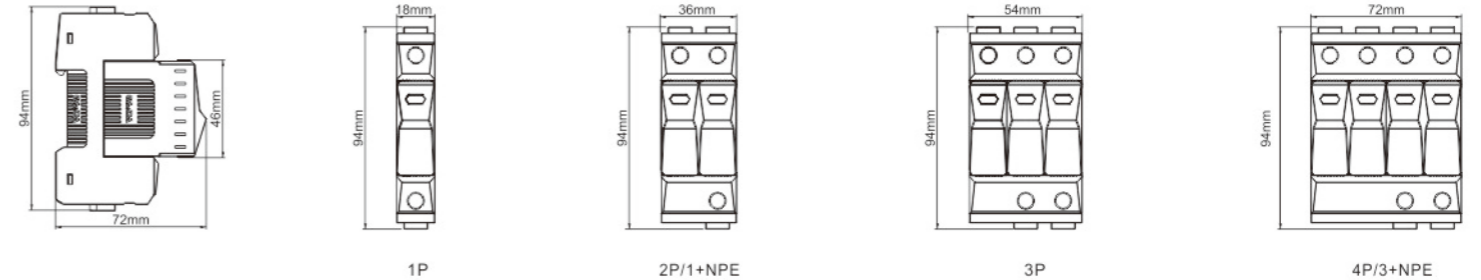


G2080MT Type2 Surge Protective Devices

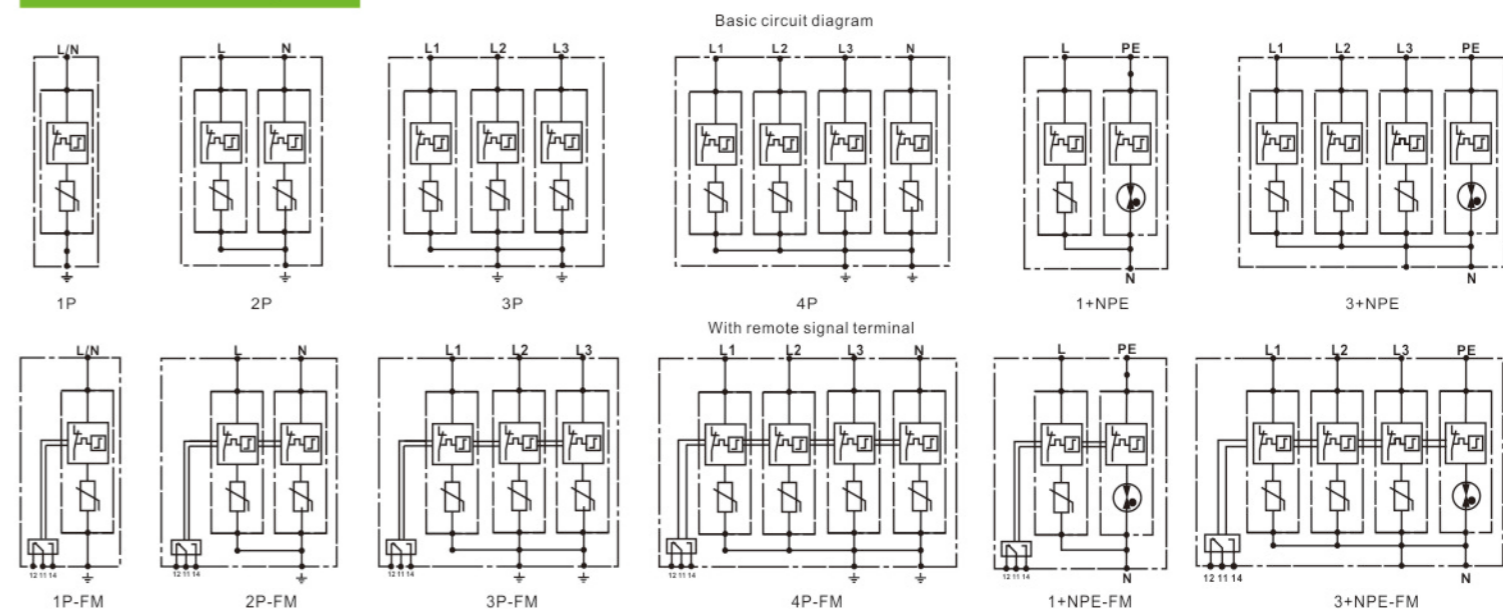
- Innovative tripping and breaking technology
- Pressing the contacts on both sides of the module can be easily plugged and unplugged, and can be replaced without interrupting the system operation
- Scan the QR code on the base to check the date of manufacture, test data, etc.



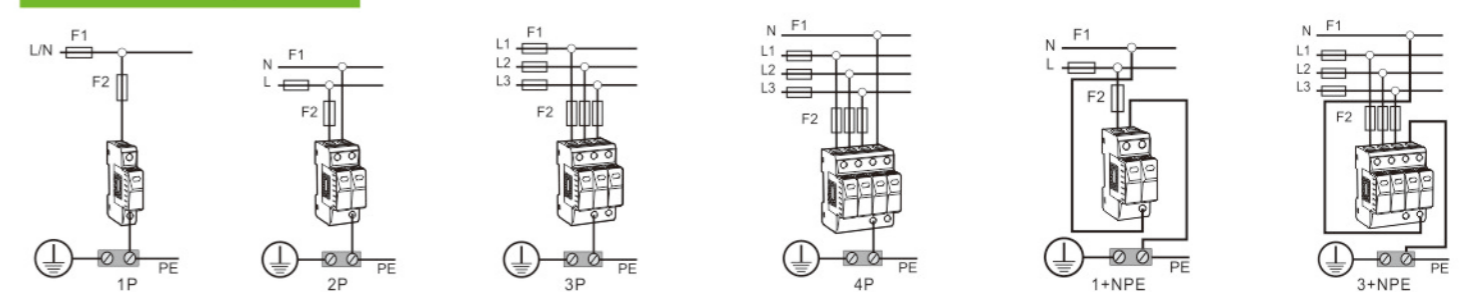
Dimension drawing



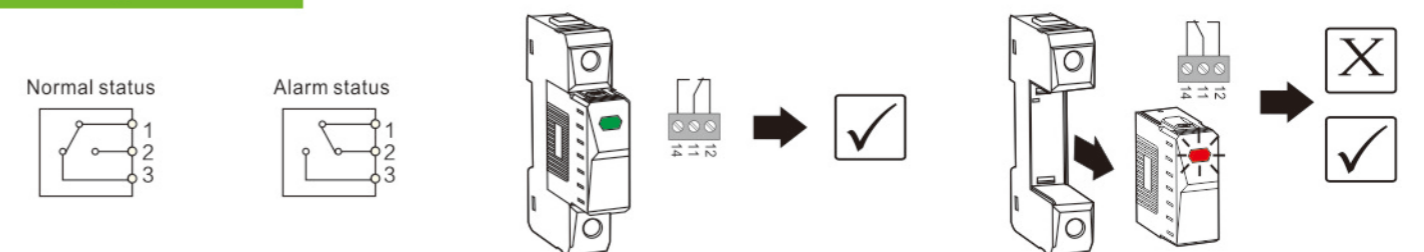
Basic circuit diagram



Standard wiring



Remote signal terminal



G20100MT Type2 Surge Protective Devices

- Innovative tripping and breaking technology
- Pressing the contacts on both sides of the module can be easily plugged and unplugged, and can be replaced without interrupting the system operation
- Scan the QR code on the base to check the date of manufacture, test data, etc.



Temperature compensation



Type	G20100MT						
SPD according to EN 61643-11 / IEC 61643-11	Type 2/Class II /T2						
Max. continuous operating voltage (a.c.) (Uc)	150V	280V	320V	385V	440V	600V	NPE:255V
Nominal discharge current (8/20 μs) (In)	60kA						
Max. discharge current (8/20 μs) (Imax)	100kA						
Total lightning current(8/20 μs) L1/N→PE (Imax)total	1P:100kA,2P:200kA,3P:300kA,4P:400kA,						
Voltage protection level (Up)	≤1.5kV	≤2.0kV	≤2.2kV	≤2.4kV	≤2.8kV	≤3.2kV	≤1.5kV
Response time (tA)	25ns						100ns
Operating temperature range (Tu)	-40 °C ... +80 °C						
Operating state / fault indication	Green:normal Red:invalid						
Number of ports	1						
For mounting on	35 mm DIN rails acc. to EN 60715						
Place of installation	indoor installation						
Degree of protection	IP20						
Approvals	CE,ROHS,CQC						
Weight	1P:200g,2P:400g,3P:600g,4P:800g,						

Type	G20100MT-1P	G20100MT-2P	G20100MT-3P	G20100MT-4P	G20100MT-1+NPE	G20100MT-3+NPE
Ordering number	150V:121261 280V:121263 320V:121265 385V:121267 440V:121269 600V:121271	150V:121273 280V:121275 320V:121277 385V:121279 440V:121281 600V:121283	150V:121285 280V:121287 320V:121289 385V:121291 440V:121293 600V:121295	150V:121297 280V:121299 320V:121301 385V:121303 440V:121305 600V:121307	150V:124309 280V:121309 320V:124311 385V:121313 440V:124313 600V:124315	150V:124310 280V:121311 320V:124312 385V:121315 440V:124314 600V:124316
Type(Remote signal monitoring)	G20100MT-1P-FM	G20100MT-2P-FM	G20100MT-3P-FM	G20100MT-4P-FM	G20100MT-1+NPE-FM	G20100MT-3+NPE-FM
Ordering number (Remote signal monitoring)	150V:121262 280V:121264 320V:121266 385V:121268 440V:121270 600V:121272	150V:121274 280V:121276 320V:121278 385V:121280 440V:121282 600V:121284	150V:121286 280V:121288 320V:121290 385V:121292 440V:121294 600V:121296	150V:121298 280V:121300 320V:121302 385V:121304 440V:121306 600V:121308	150V:124317 280V:121310 320V:124319 385V:121314 440V:124321 600V:124323	150V:124318 280V:121312 320V:124320 385V:121316 440V:124322 600V:124324

Type	G20100MT/150-Module	G20100MT/280-Module	G20100MT/320-Module	G20100MT/385-Module	G20100MT/440-Module	G20100MT/600-Module	G20100MT-NPE-Module
Ordering number	121317	121318	121319	121320	121321	121322	121323
Max. continuous operating voltage (a.c.) (Uc)	150V	280V	320V	385V	440V	600V	255V
Nominal discharge current (8/20 μs) (In)	60kA						
Max. discharge current (8/20 μs) (Imax)	100kA						
Voltage protection level (Up)	≤1.5kV	≤2.0kV	≤2.2kV	≤2.4kV	≤2.8kV	≤3.2kV	≤1.5kV

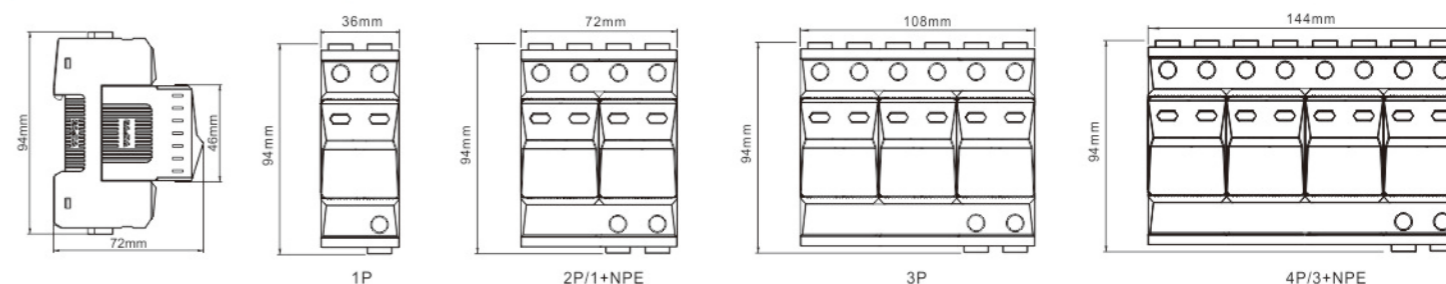


G20100MT Type2 Surge Protective Devices

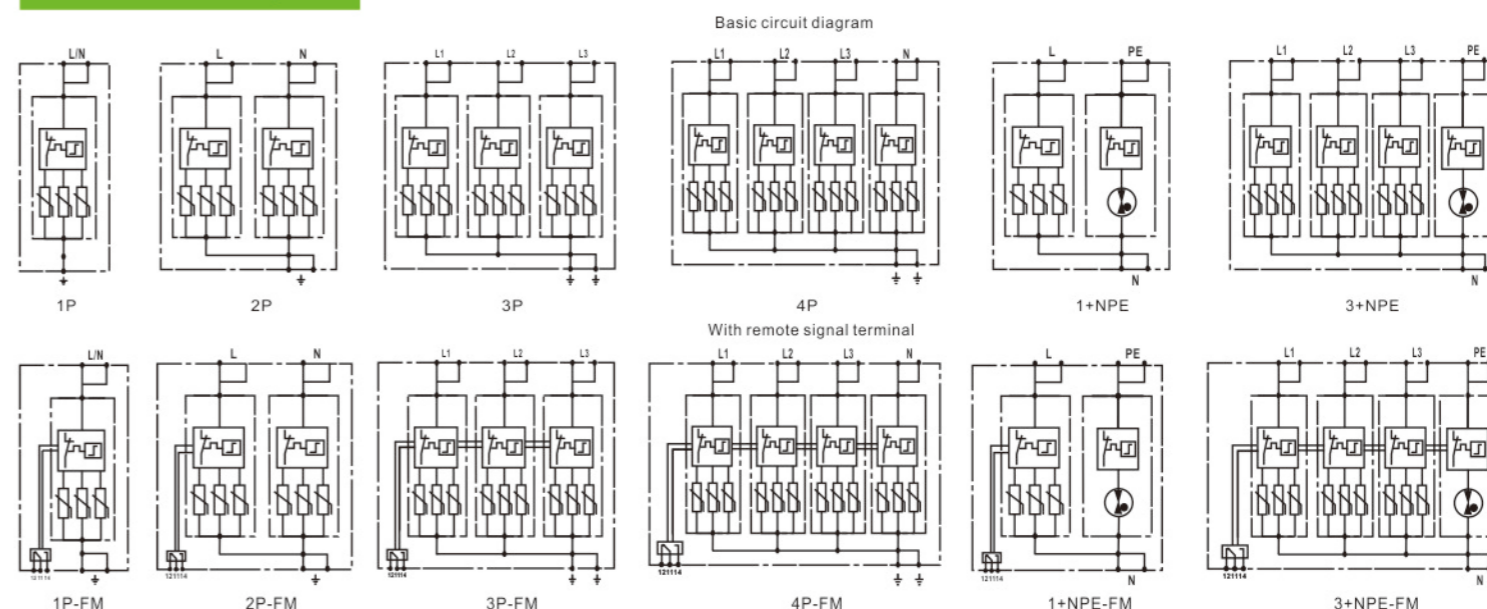
- Innovative tripping and breaking technology
- Pressing the contacts on both sides of the module can be easily plugged and unplugged, and can be replaced without interrupting the system operation
- Scan the QR code on the base to check the date of manufacture, test data, etc.



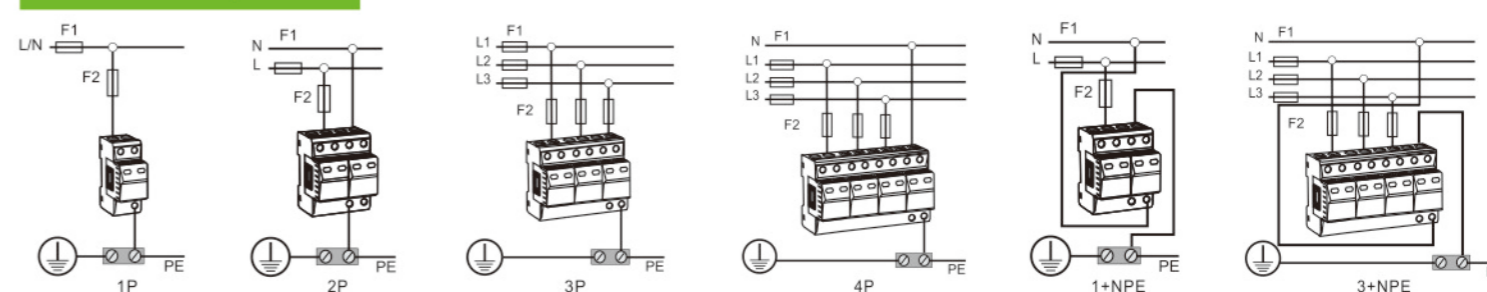
Dimension drawing



Basic circuit diagram

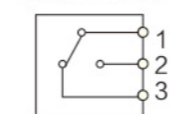


Standard wiring

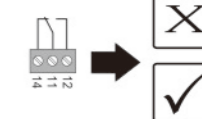
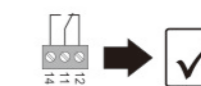

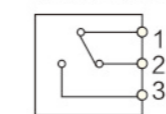


Remote signal terminal

Normal status

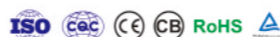


Alarm status



G20120MT Type2 Surge Protective Devices

- Innovative tripping and breaking technology
- Pressing the contacts on both sides of the module can be easily plugged and unplugged, and can be replaced without interrupting the system operation
- Scan the QR code on the base to check the date of manufacture, test data, etc.



Temperature compensation



Type	G20120MT						
SPD according to EN 61643-11 / IEC 61643-11	Type 2/Class II /T2						
Max. continuous operating voltage (a.c.) (Uc)	150V	280V	320V	385V	440V	600V	NPE:255V
Nominal discharge current (8/20 μs) (In)	80kA						
Max. discharge current (8/20 μs) (Imax)	120kA						
Total lightning current(8/20 μs) L1/N→PE (Imax)total	1P:120kA,2P:240kA,3P:360kA,4P:480kA,						
Voltage protection level (Up)	≤1.8kV	≤2.2kV	≤2.4kV	≤2.5kV	≤3.2kV	≤4.0kV	≤1.5kV
Response time (tA)	25ns						100ns
Operating temperature range (TU)	-40 °C ... +80 °C						
Operating state / fault indication	Green:normal Red:invalid						
Number of ports	1						
For mounting on	35 mm DIN rails acc. to EN 60715						
Place of installation	indoor installation						
Degree of protection	IP20						
Approvals	CE,ROHS,CQC						
Weight	1P:220g,2P:440g,3P:660g,4P:880g,						

Type	G20120MT-1P	G20120MT-2P	G20120MT-3P	G20120MT-4P	G20120MT-1+NPE	G20120MT-3+NPE
Ordering number	150V:121324 280V:121326 320V:121328 385V:121330 440V:121332 600V:121334	150V:121336 280V:121338 320V:121340 385V:121342 440V:121344 600V:121346	150V:121348 280V:121350 320V:121352 385V:121354 440V:121356 600V:121358	150V:121360 280V:121362 320V:121364 385V:121366 440V:121368 600V:121370	150V:124325 280V:121372 320V:124327 385V:121376 440V:124329 600V:124331	150V:124326 280V:121374 320V:124328 385V:121378 440V:124330 600V:124332
Type(Remote signal monitoring)	G20120MT-1P-FM	G20120MT-2P-FM	G20120MT-3P-FM	G20120MT-4P-FM	G20120MT-1+NPE-FM	G20120MT-3+NPE-FM
Ordering number (Remote signal monitoring)	150V:121325 280V:121327 320V:121329 385V:121331 440V:121333 600V:121335	150V:121337 280V:121339 320V:121341 385V:121343 440V:121345 600V:121347	150V:121349 280V:121351 320V:121353 385V:121355 440V:121357 600V:121359	150V:121361 280V:121363 320V:121365 385V:121367 440V:121369 600V:121371	150V:124333 280V:121373 320V:124335 385V:121377 440V:124337 600V:124339	150V:124334 280V:121378 320V:124336 385V:121379 440V:124338 600V:124340

Type	G20120MT/150-Module	G20120MT/280-Module	G20120MT/320-Module	G20120MT/385-Module	G20120MT/440-Module	G20120MT/600-Module	G20120MT-NPE-Module
Ordering number	121380	121381	121382	121383	121384	121385	121386
Max. continuous operating voltage (a.c.) (Uc)	150V	280V	320V	385V	440V	600V	255V
Nominal discharge current (8/20 μs) (In)	80kA						
Max. discharge current (8/20 μs) (Imax)	120kA						
Voltage protection level (Up)	≤1.8kV	≤2.2kV	≤2.4kV	≤2.5kV	≤3.2kV	≤4.0kV	≤1.5kV

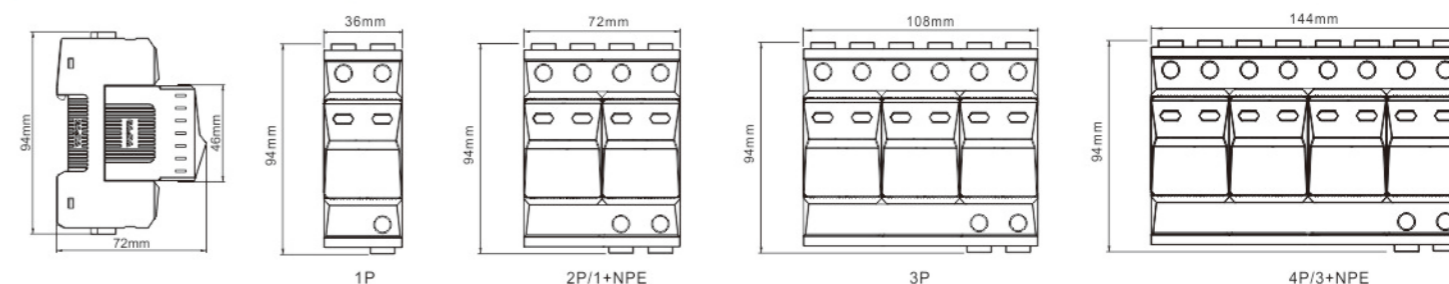


G20120MT Type2 Surge Protective Devices

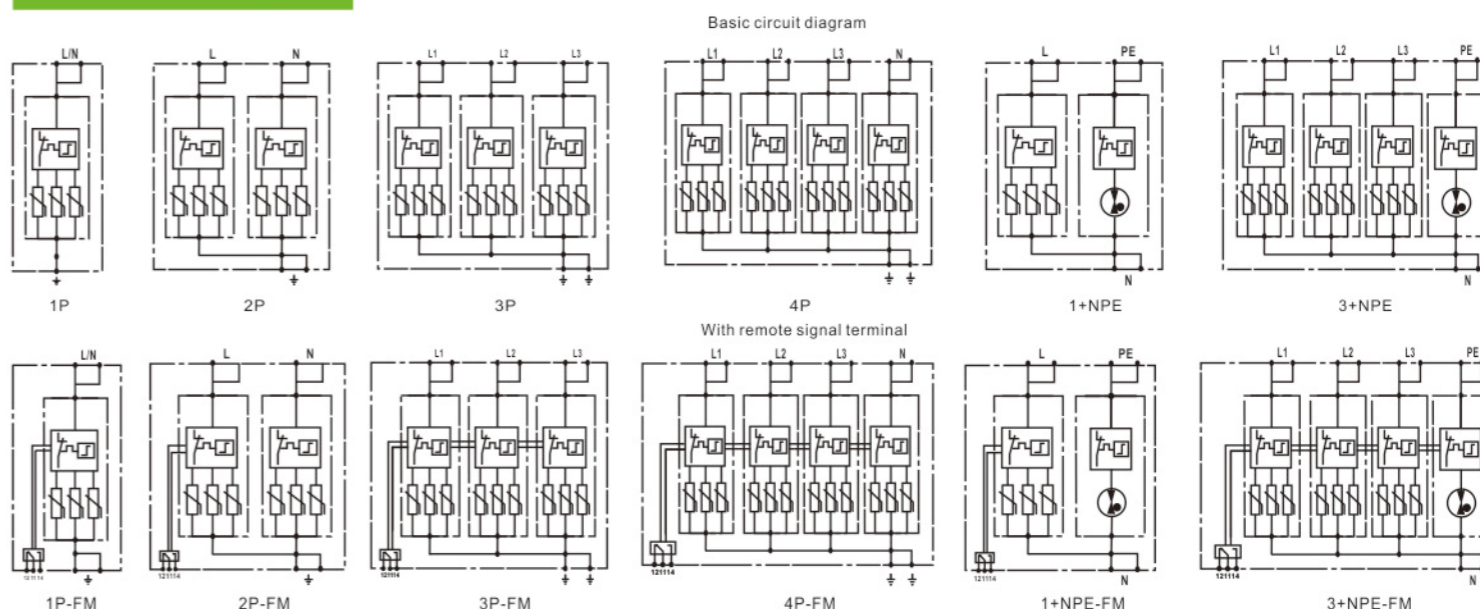
- Innovative tripping and breaking technology
- Pressing the contacts on both sides of the module can be easily plugged and unplugged, and can be replaced without interrupting the system operation
- Scan the QR code on the base to check the date of manufacture, test data, etc.



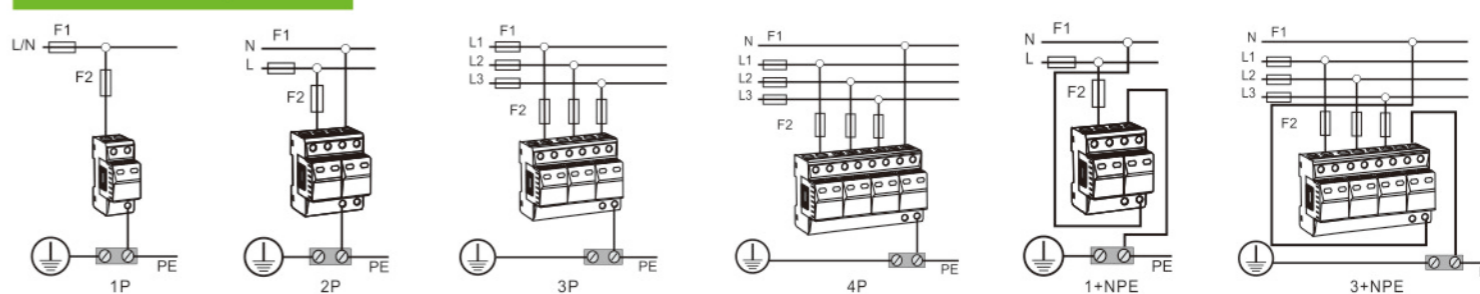
Dimension drawing




Basic circuit diagram



Standard wiring

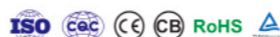


Remote signal terminal



G20150MT Type2 Surge Protective Devices

- Innovative tripping and breaking technology
- Pressing the contacts on both sides of the module can be easily plugged and unplugged, and can be replaced without interrupting the system operation
- Scan the QR code on the base to check the date of manufacture, test data, etc.



Temperature compensation



Type	G20150MT						
SPD according to EN 61643-11 / IEC 61643-11	Type 2/Class II /T2						
Max. continuous operating voltage (a.c.) (Uc)	150V	280V	320V	385V	440V	600V	NPE:255V
Nominal discharge current (8/20 μs) (In)	100kA						
Max. discharge current (8/20 μs) (Imax)	150kA						
Total lightning current(8/20 μs) L1/N→PE (Imax)total	1P:150kA,2P:300kA,3P:450kA,4P:600kA,						
Voltage protection level (Up)	≤1.8kV	≤2.2kV	≤2.4kV	≤2.5kV	≤3.2kV	≤4.0kV	≤1.5kV
Response time (tA)	25ns						100ns
Operating temperature range (TU)	-40 °C ... +80 °C						
Operating state / fault indication	Green:normal Red:invalid						
Number of ports	1						
For mounting on	35 mm DIN rails acc. to EN 60715						
Place of installation	indoor installation						
Degree of protection	IP20						
Approvals	CE,ROHS,CQC						
Weight	1P:220g,2P:440g,3P:660g,4P:880g,						

Type	G20150MT-1P	G20150MT-2P	G20150MT-3P	G20150MT-4P	G20150MT-1+NPE	G20150MT-3+NPE
Ordering number	150V:121387 280V:121389 320V:121391 385V:121393 440V:121395 600V:121397	150V:121399 280V:121401 320V:121403 385V:121405 440V:121407 600V:121409	150V:121411 280V:121413 320V:121415 385V:121417 440V:121419 600V:121421	150V:121423 280V:121425 320V:121427 385V:121429 440V:121431 600V:121433	150V:124341 280V:121435 320V:124343 385V:121439 440V:124345 600V:124347	150V:124342 280V:121437 320V:124344 385V:121441 440V:124346 600V:124348
Type(Remote signal monitoring)	G20150MT-1P-FM	G20150MT-2P-FM	G20150MT-3P-FM	G20150MT-4P-FM	G20150MT-1+NPE-FM	G20150MT-3+NPE-FM
Ordering number (Remote signal monitoring)	150V:121388 280V:121390 320V:121392 385V:121394 440V:121396 600V:121398	150V:121400 280V:121402 320V:121404 385V:121406 440V:121408 600V:121410	150V:121412 280V:121414 320V:121416 385V:121418 440V:121420 600V:121422	150V:121424 280V:121426 320V:121428 385V:121430 440V:121432 600V:121434	150V:124349 280V:121436 320V:124351 385V:121440 440V:124353 600V:124355	150V:124350 280V:121438 320V:124352 385V:121442 440V:124354 600V:124356

Type	G20150MT/150-Module	G20150MT/280-Module	G20150MT/320-Module	G20150MT/385-Module	G20150MT/440-Module	G20150MT/600-Module	G20150MT-NPE-Module
Ordering number	121443	121444	121445	121446	121447	121448	121449
Max. continuous operating voltage (a.c.) (Uc)	150V	280V	320V	385V	440V	600V	255V
Nominal discharge current (8/20 μs) (In)	100kA						
Max. discharge current (8/20 μs) (Imax)	150kA						
Voltage protection level (Up)	≤1.8kV	≤2.2kV	≤2.4kV	≤2.5kV	≤3.2kV	≤4.0kV	≤1.5kV

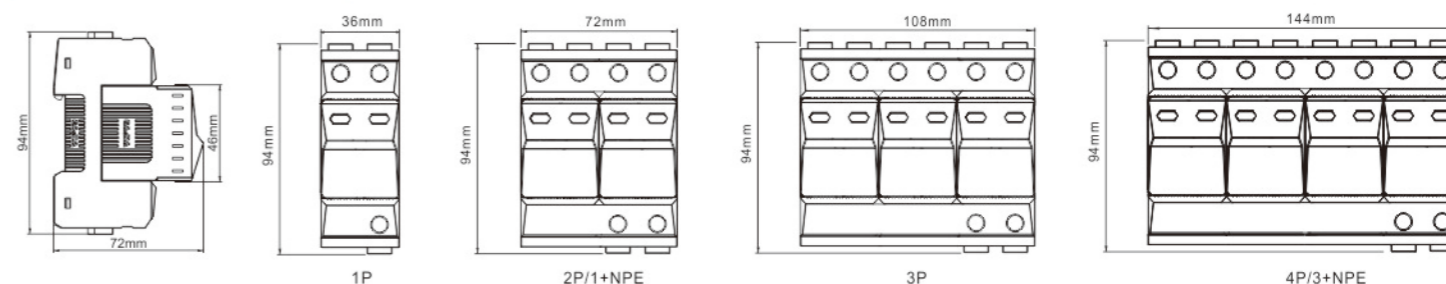


G20150MT Type2 Surge Protective Devices

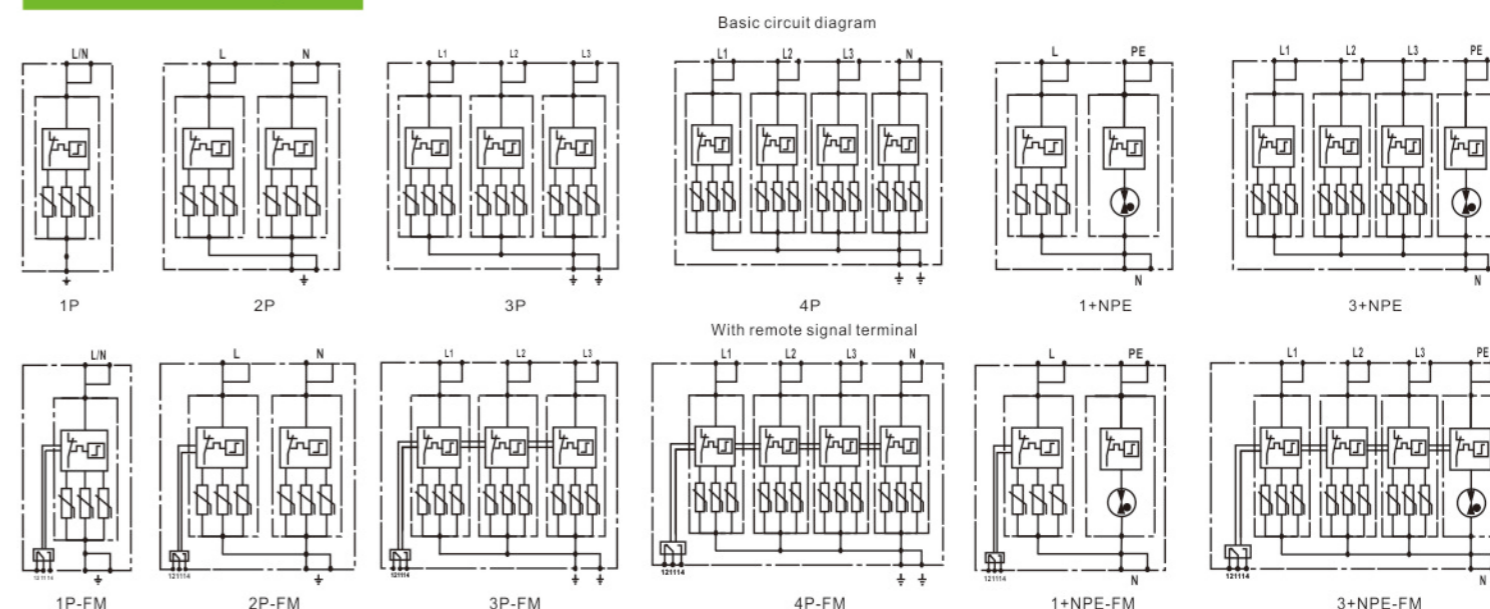
- Innovative tripping and breaking technology
- Pressing the contacts on both sides of the module can be easily plugged and unplugged, and can be replaced without interrupting the system operation
- Scan the QR code on the base to check the date of manufacture, test data, etc.



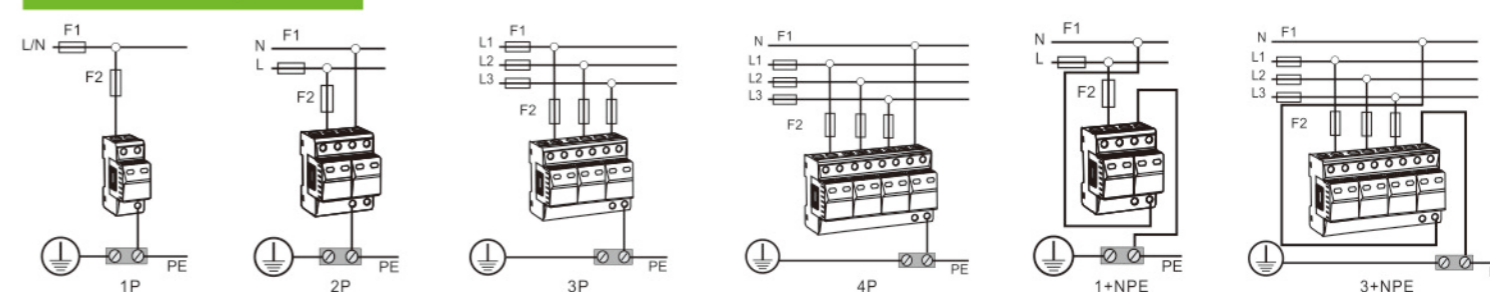
Dimension drawing



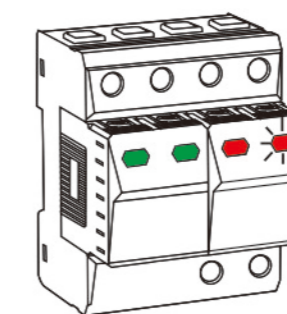
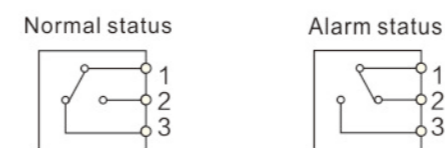
Basic circuit diagram



Standard wiring

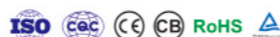


Remote signal terminal



G20160MT Type2 Surge Protective Devices

- Innovative tripping and breaking technology
- Pressing the contacts on both sides of the module can be easily plugged and unplugged, and can be replaced without interrupting the system operation
- Scan the QR code on the base to check the date of manufacture, test data, etc.



Temperature compensation



Type	G20160MT						
SPD according to EN 61643-11 / IEC 61643-11	Type 2/Class II /T2						
Max. continuous operating voltage (a.c.) (Uc)	150V	280V	320V	385V	440V	600V	NPE:255V
Nominal discharge current (8/20 μs) (In)	120kA						
Max. discharge current (8/20 μs) (Imax)	160kA						
Total lightning current(8/20 μs) L1/N→PE (Imax)total	1P:160kA,2P:320kA,3P:480kA,4P:640kA,						
Voltage protection level (Up)	≤1.8kV	≤2.2kV	≤2.4kV	≤2.5kV	≤3.2kV	≤4.0kV	≤1.5kV
Response time (tA)	25ns						100ns
Operating temperature range (TU)	-40 °C ... +80 °C						
Operating state / fault indication	Green:normal Red:invalid						
Number of ports	1						
For mounting on	35 mm DIN rails acc. to EN 60715						
Place of installation	indoor installation						
Degree of protection	IP20						
Approvals	CE,ROHS,CQC						
Weight	1P:220g,2P:440g,3P:660g,4P:880g,						

Type	G20160MT-1P	G20160MT-2P	G20160MT-3P	G20160MT-4P	G20160MT-1+NPE	G20160MT-3+NPE
Ordering number	150V:121450 280V:121452 320V:121454 385V:121456 440V:121458 600V:121460	150V:121462 280V:121464 320V:121466 385V:121468 440V:121470 600V:121472	150V:121474 280V:121476 320V:121478 385V:121480 440V:121482 600V:121484	150V:121486 280V:121488 320V:121490 385V:121492 440V:121494 600V:121496	150V:124357 280V:121498 320V:124359 385V:121502 440V:124361 600V:124363	150V:124358 280V:121500 320V:124360 385V:121504 440V:124362 600V:124364
Type(Remote signal monitoring)	G20160MT-1P-FM	G20160MT-2P-FM	G20160MT-3P-FM	G20160MT-4P-FM	G20160MT-1+NPE-FM	G20160MT-3+NPE-FM
Ordering number (Remote signal monitoring)	150V:121451 280V:121453 320V:121455 385V:121457 440V:121459 600V:121461	150V:121463 280V:121465 320V:121467 385V:121469 440V:121471 600V:121473	150V:121475 280V:121477 320V:121479 385V:121481 440V:121483 600V:121485	150V:121487 280V:121489 320V:121491 385V:121493 440V:121495 600V:121497	150V:124365 280V:121499 320V:124367 385V:121503 440V:124369 600V:124371	150V:124366 280V:121501 320V:124368 385V:121505 440V:124370 600V:124372

Type	G20160MT/150-Module	G20160MT/280-Module	G20160MT/320-Module	G20160MT/385-Module	G20160MT/440-Module	G20160MT/600-Module	G20160MT-NPE-Module
Ordering number	121506	121507	121508	121509	121510	121511	121512
Max. continuous operating voltage (a.c.) (Uc)	150V	280V	320V	385V	440V	600V	255V
Nominal discharge current (8/20 μs) (In)	120kA						
Max. discharge current (8/20 μs) (Imax)	160kA						
Voltage protection level (Up)	≤1.8kV	≤2.2kV	≤2.4kV	≤2.5kV	≤3.2kV	≤4.0kV	≤1.5kV

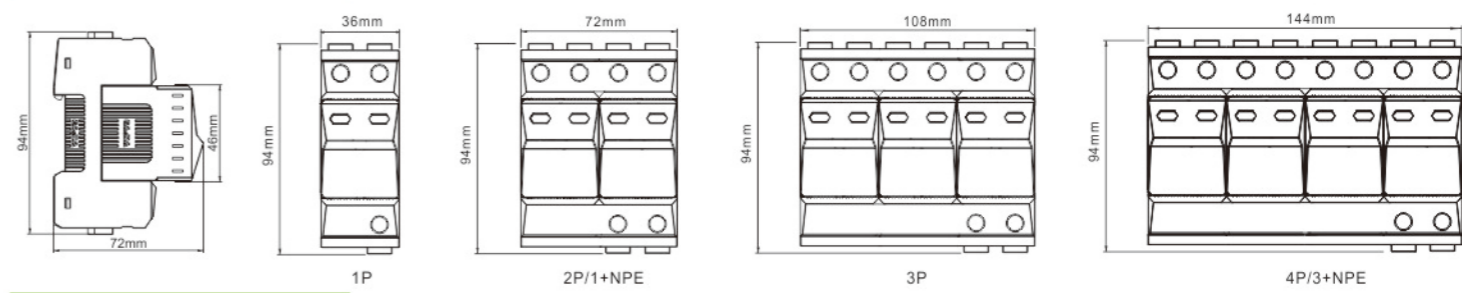


G20160MT Type2 Surge Protective Devices

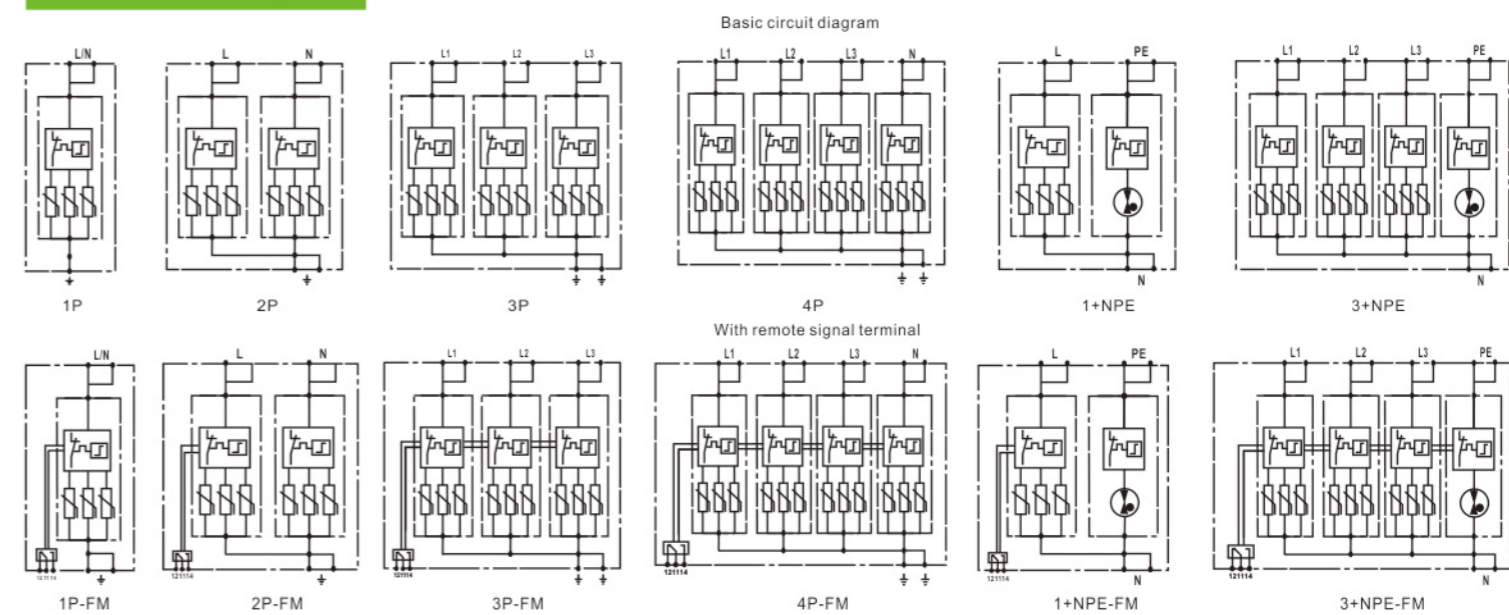
- Innovative tripping and breaking technology
- Pressing the contacts on both sides of the module can be easily plugged and unplugged, and can be replaced without interrupting the system operation
- Scan the QR code on the base to check the date of manufacture, test data, etc.



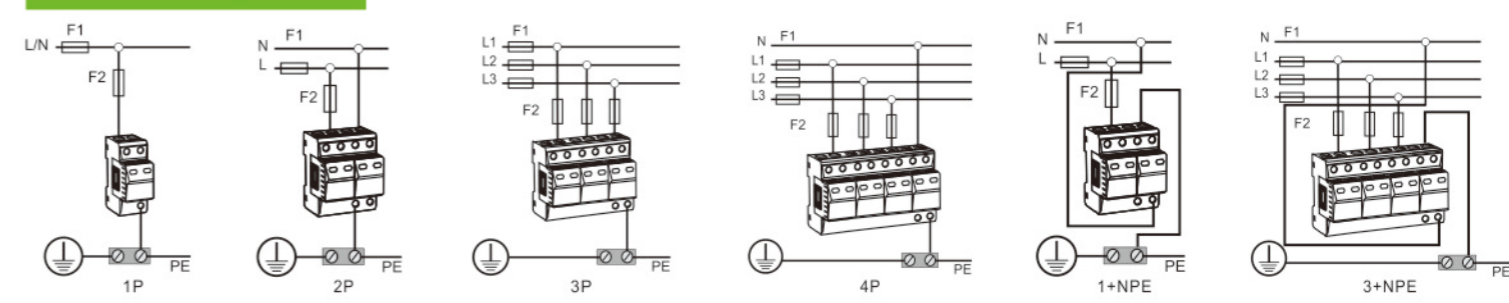
Dimension drawing




Basic circuit diagram



Standard wiring

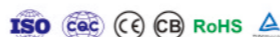


Remote signal terminal



G20 Type3 AC/DC Surge Protective Devices

- Innovative tripping and breaking technology, 1P=2P, 2P=4P
- Pressing the contacts on both sides of the module can be easily plugged and unplugged, and can be replaced without interrupting the system operation
- Scan the QR code on the base to check the date of manufacture, test data, etc.



Temperature compensation



Type	G2002MT-2P	G2004MT-2P	G2005MT-2P	G2006DZ-2P	G2006MT-2P	G2008MT-2P	G2010DZ-2P
SPD according to EN 61643-11 / IEC 61643-11	Type 2/Class II /T2						
Max. continuous operating voltage (a.c.) (Uc)	30/60/75/150/255V	30/60/75/150/255V	30/60/75/150/255V	30/60/75/150/255V	30/60/75/150/255V	30/60/75/150/255V	30/60/75/150/255V
Max. continuous operating voltage (d.c.) (Uc)	30/60/75/150/255V	30/60/75/150/255V	30/60/75/150/255V	30/60/75/150/255V	30/60/75/150/255V	30/60/75/150/255V	30/60/75/150/255V
Nominal discharge current (8/20 μs) (In)	1kA	2kA	3kA	3kA	2.5kA	3kA	5kA
Max. discharge current (8/20 μs) (Imax)	2kA	4kA	5kA	6kA	6kA	8kA	10kA
Voltage protection level (Up)	≤180/350/400/600/750V	≤200/400/500/640/750V	≤240/440/560/680/780V	≤240/440/560/680/780V	≤220/400/540/620/750V	≤240/440/560/680/780V	≤300/500/600/700/800V
Response time (tA)	25ns						
Operating temperature range (TU)	-40 °C ... +80 °C						
Operating state / fault indication	Green:normal Red:invalid						
Number of ports	1						
For mounting on	35 mm DIN rails acc. to EN 60715						
Place of installation	indoor installation						
Degree of protection	IP20						
Approvals	CE,ROHS,CQC						
Weight	2P:180g,						

Type	G2002MT-2P	G2004MT-2P	G2005MT-2P	G2006DZ-2P	G2006MT-2P	G2008MT-2P	G2010DZ-2P
Ordering number	30V:121513 60V:121515 75V:121517 150V:121519 255V:121521	30V:121528 60V:121530 75V:121532 150V:121534 255V:121536	30V:121543 60V:121545 75V:121547 150V:121549 255V:121551	30V:121573 60V:121575 75V:121577 150V:121579 255V:121581	30V:121558 60V:121560 75V:121562 150V:121564 255V:121566	30V:121588 60V:121590 75V:121592 150V:121594 255V:121596	30V:121603 60V:121605 75V:121607 150V:121609 255V:121611
Type(Remote signal monitoring)	G2002MT-2P-FM	G2004MT-2P-FM	G2005MT-2P-FM	G2006DZ-2P-FM	G2006MT-2P-FM	G2008MT-2P-FM	G2010DZ-2P-FM
Ordering number (Remote signal monitoring)	30V:121514 60V:121516 75V:121518 150V:121520 255V:121522	30V:121529 60V:121531 75V:121533 150V:121535 255V:121537	30V:121544 60V:121546 75V:121548 150V:121550 255V:121552	30V:121574 60V:121576 75V:121578 150V:121580 255V:121582	30V:121559 60V:121561 75V:121563 150V:121565 255V:121567	30V:121589 60V:121591 75V:121593 150V:121595 255V:121597	30V:121604 60V:121606 75V:121608 150V:121610 255V:121612

Type	G2002MT/30-Module	G2002MT/60-Module	G2002MT/75-Module	G2002MT/150-Module	G2002MT/255-Module	G2004MT/30-Module	G2004MT/60-Module
Ordering number	AC:121523 DC:124655	AC:121524 DC:124656	AC:121525 DC:124657	AC:121526 DC:124658	AC:121527 DC:124659	AC:121538 DC:124660	AC:121539 DC:124661
Max. continuous operating voltage (a.c/d.c) (Uc)	30/30V	60/60V	75/75V	150/150V	255/255V	30/30V	60/60V
Nominal discharge current (8/20 μs) (In)	2kA					2kA	
Max. discharge current (8/20 μs) (Imax)	4kA					4kA	
Voltage protection level (Up)	≤180V	≤350V	≤400V	≤600V	≤750V	≤200V	≤400V



G20 Type3 AC/DC Surge Protective Devices

- Innovative tripping and breaking technology
- Pressing the contacts on both sides of the module can be easily plugged and unplugged, and can be replaced without interrupting the system operation
- Scan the QR code on the base to check the date of manufacture, test data, etc.

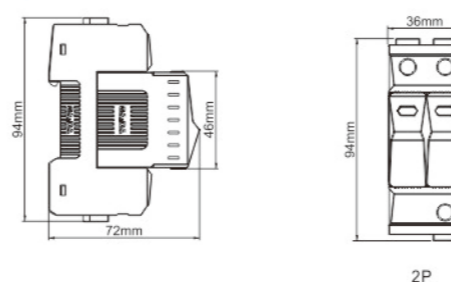
Type	G2004MT/75-Module	G2004MT/150-Module	G2004MT/255-Module	G2005MT/30-Module	G2005MT/60-Module	G2005MT/75-Module	G2005MT/150-Module
Ordering number	AC:121540 DC:124662	AC:121541 DC:124663	AC:121542 DC:124664	AC:121553 DC:124665	AC:121554 DC:124666	AC:121555 DC:124667	AC:121556 DC:124668
Max. continuous operating voltage (a.c/d.c) (Uc)	75/75V	150/150V	255/255V	30/30V	60/60V	75/75V	150/150V
Nominal discharge current (8/20 μs) (In)	2kA			3kA			
Max. discharge current (8/20 μs) (Imax)	4kA			5kA			
Voltage protection level (Up)	≤500V	≤640V	≤750V	≤240V	≤440V	≤560V	≤680V

Type	G2005MT/255-Module	G2006DZ/30-Module	G2006DZ/60-Module	G2006DZ/75-Module	G2006DZ/150-Module	G2006DZ/255-Module	G2006MT/30-Module
Ordering number	AC:121557 DC:124669	AC:121583 DC:124670	AC:121584 DC:124671	AC:121585 DC:124672	AC:121586 DC:124673	AC:121587 DC:124674	AC:121568 DC:124675
Max. continuous operating voltage (a.c/d.c) (Uc)	255/255V	30/30V	60/60V	75/75V	150/150V	255/255V	30/30V
Nominal discharge current (8/20 μs) (In)	3kA	3kA			3kA		2.5kA
Max. discharge current (8/20 μs) (Imax)	5kA	6kA			6kA		6kA
Voltage protection level (Up)	≤780V	≤240V	≤440V	≤560V	≤680V	≤780V	≤220V

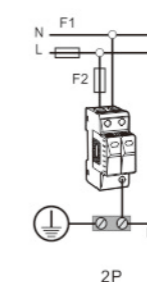
Type	G2006MT/60-Module	G2006MT/75-Module	G2006MT/150-Module	G2006MT/255-Module	G2008MT/30-Module	G2008MT/60-Module	G2008MT/75-Module
Ordering number	AC:121569 DC:124676	AC:121570 DC:124677	AC:121571 DC:124678	AC:121572 DC:124679	AC:121598 DC:124680	AC:121599 DC:124681	AC:121600 DC:124682
Max. continuous operating voltage (a.c/d.c) (Uc)	30/30V	60/60V	75/75V	150/150V	30/30V	60/60V	75/75V
Nominal discharge current (8/20 μs) (In)	2kA			3kA			
Max. discharge current (8/20 μs) (Imax)	4kA			8kA			
Voltage protection level (Up)	≤400V	≤540V	≤680V	≤780V	≤240V	≤440V	≤560V

Type	G2008MT/150-Module	G2008MT/255-Module	G2010DZ/30-Module	G2010DZ/65-Module	G2010DZ/75-Module	G2010DZ/150-Module	G2010DZ/255-Module
Ordering number	AC:121601 DC:124683	AC:121602 DC:124684	AC:121613 DC:124685	AC:121614 DC:124686	AC:121615 DC:124687	AC:121616 DC:124688	AC:121617 DC:124689
Max. continuous operating voltage (a.c/d.c) (Uc)	150/150V	255/255V	30/30V	150/150V	75/75V	150/150V	255/255V
Nominal discharge current (8/20 μs) (In)	3kA		5kA				
Max. discharge current (8/20 μs) (Imax)	8kA		10kA				
Voltage protection level (Up)	≤680V	≤780V	≤300V	≤500V	≤600V	≤700V	≤800V

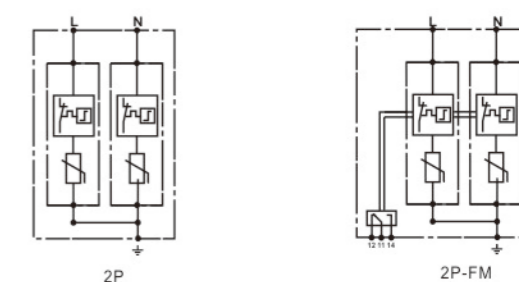
Dimension drawing



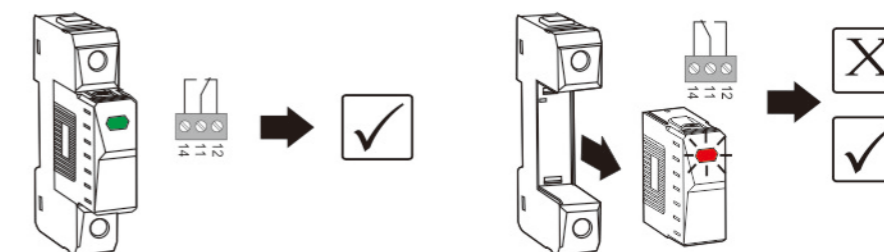
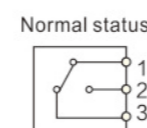
Standard wiring



Basic circuit diagram



Remote signal terminal



G20-B+C/4.5 Type1+2 Surge Protective Devices

- Innovative tripping and breaking technology
- Pressing the contacts on both sides of the module can be easily plugged and unplugged, and can be replaced without interrupting the system operation
- Scan the QR code on the base to check the date of manufacture, test data, etc.



Temperature compensation



Type	G20-B+C/4.5					
SPD according to EN 61643-11 / IEC 61643-11	Type 1+2/Class I + II/T1+T2					
Max. continuous operating voltage (a.c.) (Uc)	280V	320V	385V	440V	600V	NPE:255V
Nominal discharge current (8/20 μs) (In)	30kA					
Max. discharge current (8/20 μs) (Imax)	60kA					
Lightning impulse current (10/350 μs) (Iimp)	4.5kA					
Total lightning current(10/350 μs) L1/N→PE (Iimp) Itotal	1P:4.5kA,2P:9kA,3P:13.5kA,4P:18kA,					
Voltage protection level (Up)	≤1.5kV	≤1.6kV	≤1.8kV	≤2.0kV	≤2.5kV	≤1.5kV
Response time (tA)	25ns					100ns
Operating temperature range (Tu)	-40 °C ... +80 °C					
Operating state / fault indication	Green:normal Red:invalid					
Number of ports	1					
For mounting on	35 mm DIN rails acc. to EN 60715					
Place of installation	indoor installation					
Degree of protection	IP20					
Approvals	CE,ROHS,CQC					
Weight	1P:120g,2P:240g,3P:360g,4P:480g,					

Type	G20-B+C/4.5-1P	G20-B+C/4.5-2P	G20-B+C/4.5-3P	G20-B+C/4.5-4P	G20-B+C/4.5-1+NPE	G20-B+C/4.5-3+NPE
Ordering number	280V:121618 320V:121620 385V:121622 440V:121624 600V:121626	280V:121628 320V:121630 385V:121634 440V:121636 600V:121638	280V:121638 320V:121640 385V:121642 440V:121644 600V:121646	280V:121648 320V:121650 385V:121652 440V:121654 600V:121656	280V:121658 320V:124373 385V:121662 440V:124375 600V:124377	280V:121660 320V:124374 385V:121664 440V:124376 600V:124378
Type(Remote signal monitoring)	G20-B+C/4.5-1P-FM	G20-B+C/4.5-2P-FM	G20-B+C/4.5-3P-FM	G20-B+C/4.5-4P-FM	G20-B+C/4.5-1+NPE-FM	G20-B+C/4.5-3+NPE-FM
Ordering number (Remote signal monitoring)	280V:121619 320V:121621 385V:121623 440V:121625 600V:121627	280V:121629 320V:121631 385V:121633 440V:121635 600V:121637	280V:121639 320V:121641 385V:121643 440V:121645 600V:121647	280V:121649 320V:121651 385V:121653 440V:121655 600V:121657	280V:121659 320V:124379 385V:121663 440V:124381 600V:124383	280V:121661 320V:124380 385V:121665 440V:124382 600V:124384

Type	G20-B+C/4.5/280-Module	G20-B+C/4.5/320-Module	G20-B+C/4.5/385-Module	G20-B+C/4.5/440-Module	G20-B+C/4.5/600-Module	G20-B+C/4.5-NPE-Module
Ordering number	121666	121667	121668	121669	121670	121671
Max. continuous operating voltage (a.c.) (Uc)	280V	320V	385V	440V	600V	255V
Nominal discharge current (8/20 μs) (In)	30kA					
Max. discharge current (8/20 μs) (Imax)	60kA					
Lightning impulse current (10/350 μs) (Iimp)	4.5kA					
Voltage protection level (Up)	≤1.5kV	≤1.6kV	≤1.8kV	≤2.0kV	≤2.5kV	≤1.5kV

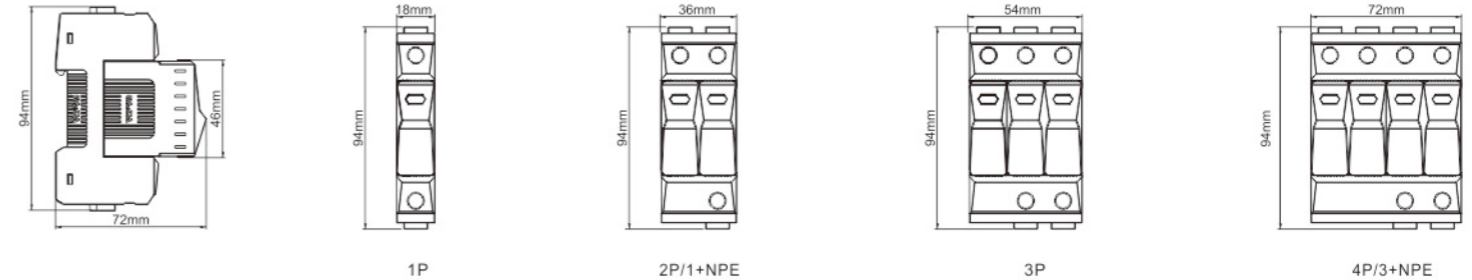


G20-B+C/4.5 Type1+2 Surge Protective Devices

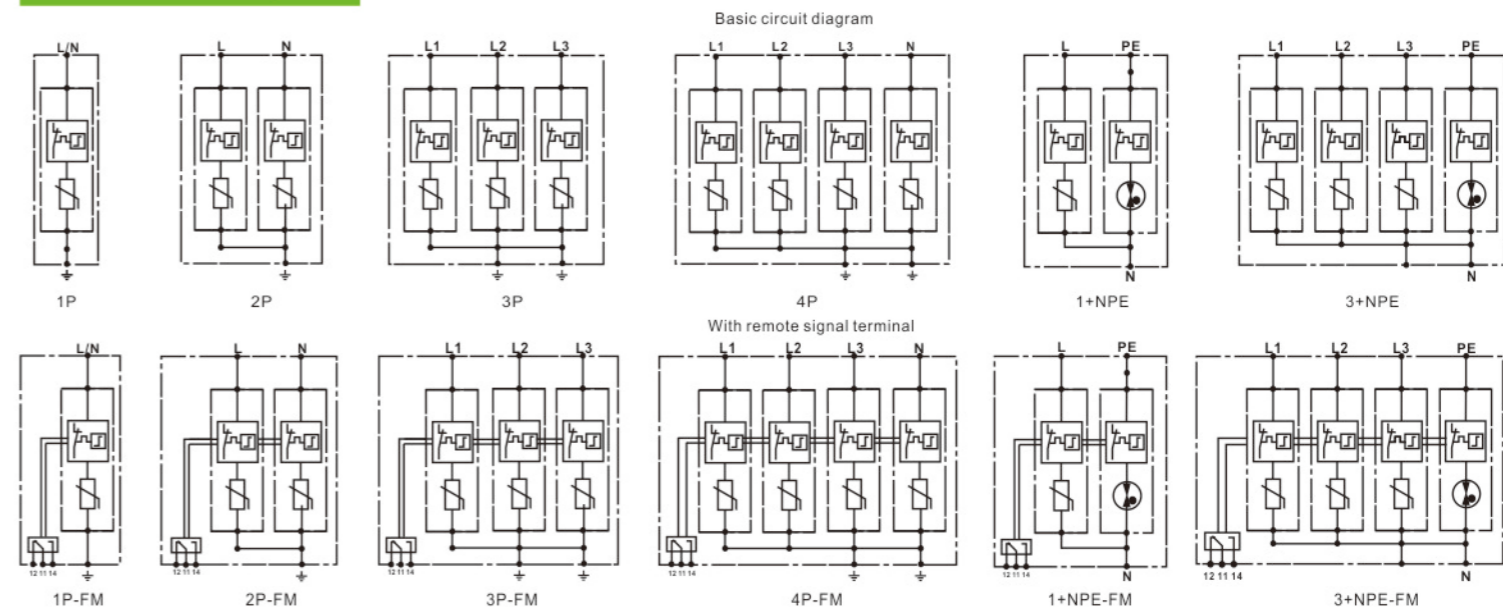
- Innovative tripping and breaking technology
- Pressing the contacts on both sides of the module can be easily plugged and unplugged, and can be replaced without interrupting the system operation
- Scan the QR code on the base to check the date of manufacture, test data, etc.



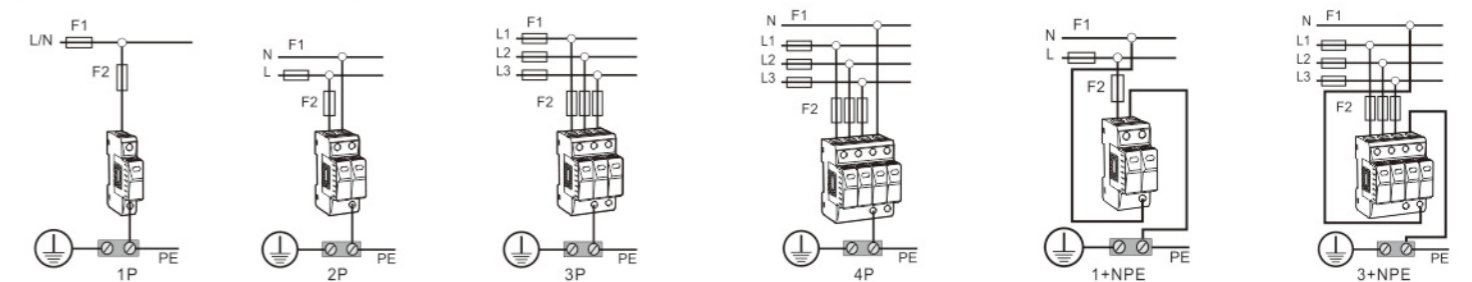
Dimension drawing



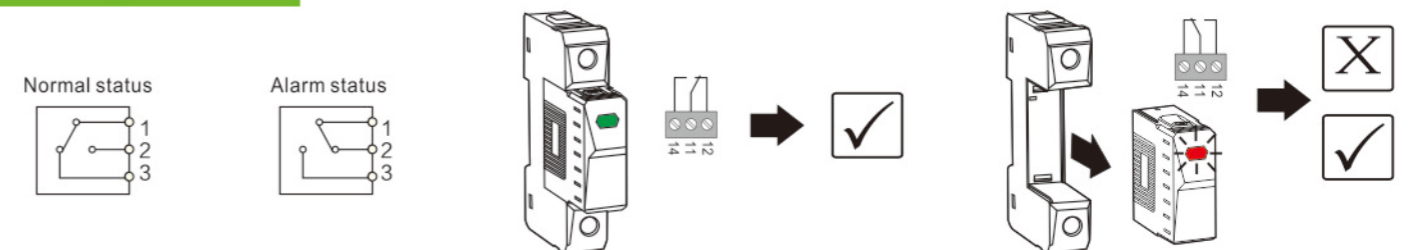
Basic circuit diagram



Standard wiring



Remote signal terminal



G20-B+C/6.5 Type1+2 Surge Protective Devices

- Innovative tripping and breaking technology
- Pressing the contacts on both sides of the module can be easily plugged and unplugged, and can be replaced without interrupting the system operation
- Scan the QR code on the base to check the date of manufacture, test data, etc.



Temperature compensation



Type	G20-B+C/6.5					
SPD according to EN 61643-11 / IEC 61643-11	Type 1+2/Class I + II/T1+T2					
Max. continuous operating voltage (a.c.) (Uc)	280V	320V	385V	440V	600V	NPE:255V
Nominal discharge current (8/20 μs) (In)	30kA					
Max. discharge current (8/20 μs) (Imax)	60kA					
Lightning impulse current (10/350 μs) (Iimp)	6.5kA					
Total lightning current(10/350 μs) L1/N→PE (Iimp) Itotal	1P:6.5kA,2P:13kA,3P:19.5kA,4P:26.5kA,					
Voltage protection level (Up)	≤1.5kV	≤1.6kV	≤1.8kV	≤2.0kV	≤2.5kV	≤1.5kV
Response time (tA)	25ns					100ns
Operating temperature range (Tu)	-40 °C ... +80 °C					
Operating state / fault indication	Green:normal Red:invalid					
Number of ports	1					
For mounting on	35 mm DIN rails acc. to EN 60715					
Place of installation	indoor installation					
Degree of protection	IP20					
Approvals	CE,ROHS,CQC					
Weight	1P:120g,2P:240g,3P:360g,4P:480g,					

Type	G20-B+C/6.5-1P	G20-B+C/6.5-2P	G20-B+C/6.5-3P	G20-B+C/6.5-4P	G20-B+C/6.5-1+NPE	G20-B+C/6.5-3+NPE
Ordering number	280V:121672 320V:121674 385V:121676 440V:121678 600V:121680	280V:121682 320V:121684 385V:121686 440V:121688 600V:121690	280V:121692 320V:121694 385V:121696 440V:121698 600V:121700	280V:121702 320V:121704 385V:121706 440V:121708 600V:121710	280V:121712 320V:124385 385V:121716 440V:124387 600V:124389	280V:121714 320V:124386 385V:121718 440V:124388 600V:124390
Type(Remote signal monitoring)	G20-B+C/6.5-1P-FM	G20-B+C/6.5-2P-FM	G20-B+C/6.5-3P-FM	G20-B+C/6.5-4P-FM	G20-B+C/6.5-1+NPE-FM	G20-B+C/6.5-3+NPE-FM
Ordering number (Remote signal monitoring)	280V:121673 320V:121675 385V:121677 440V:121679 600V:121681	280V:121683 320V:121685 385V:121687 440V:121689 600V:121691	280V:121693 320V:121695 385V:121697 440V:121699 600V:121701	280V:121703 320V:121705 385V:121707 440V:121709 600V:121711	280V:121713 320V:124391 385V:121717 440V:124393 600V:124395	280V:121715 320V:124392 385V:121719 440V:124394 600V:124396

Type	G20-B+C/6.5/280-Module	G20-B+C/6.5/320-Module	G20-B+C/6.5/385-Module	G20-B+C/6.5/440-Module	G20-B+C/6.5/600-Module	G20-B+C/6.5-NPE-Module
Ordering number	121720	121721	121722	121723	121724	121725
Max. continuous operating voltage (a.c.) (Uc)	280V	320V	385V	440V	600V	255V
Nominal discharge current (8/20 μs) (In)	30kA					
Max. discharge current (8/20 μs) (Imax)	60kA					
Lightning impulse current (10/350 μs) (Iimp)	6.5kA					
Voltage protection level (Up)	≤1.5kV	≤1.6kV	≤1.8kV	≤2.0kV	≤2.5kV	≤1.5kV

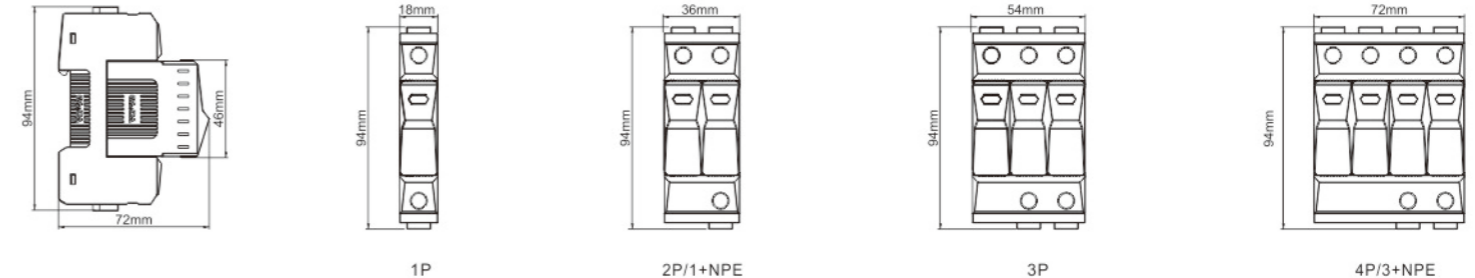


G20-B+C/6.5 Type1+2 Surge Protective Devices

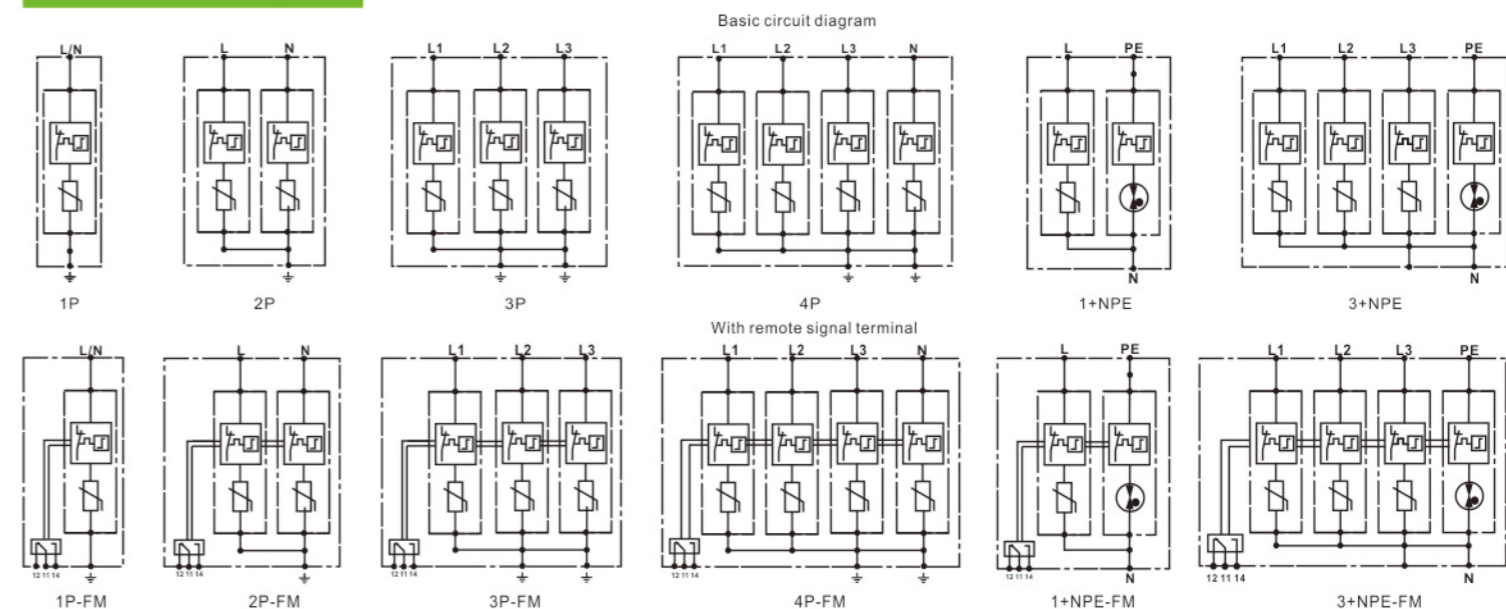
- Innovative tripping and breaking technology
- Pressing the contacts on both sides of the module can be easily plugged and unplugged, and can be replaced without interrupting the system operation
- Scan the QR code on the base to check the date of manufacture, test data, etc.



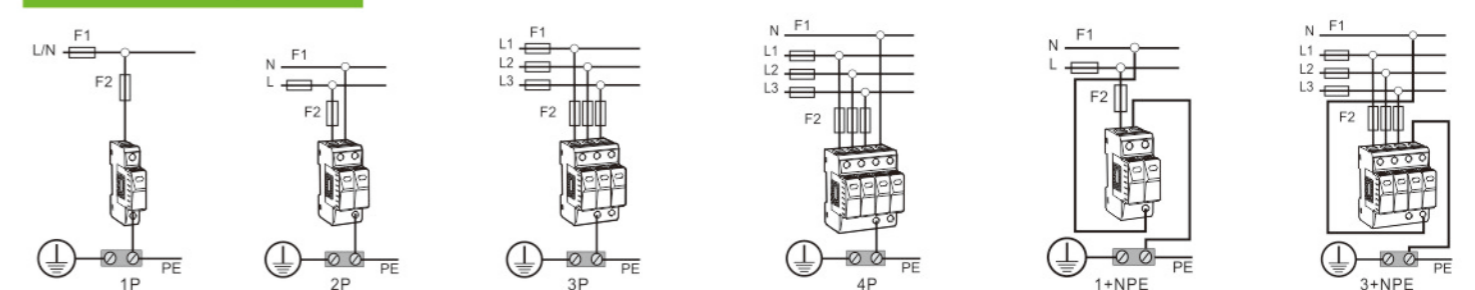
Dimension drawing



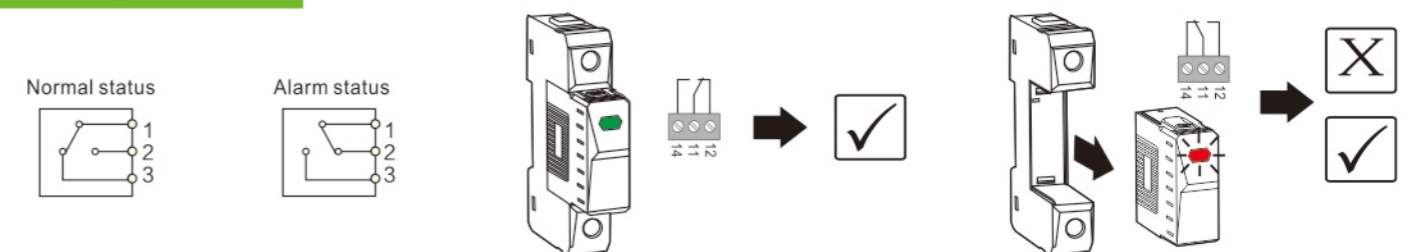
Basic circuit diagram



Standard wiring



Remote signal terminal



G20-B+C/7 Type1+2 Surge Protective Devices

- Innovative tripping and breaking technology
- Pressing the contacts on both sides of the module can be easily plugged and unplugged, and can be replaced without interrupting the system operation
- Scan the QR code on the base to check the date of manufacture, test data, etc.



Temperature compensation



Type	G20-B+C/7					
SPD according to EN 61643-11 / IEC 61643-11	Type 1+2/Class I + II/T1+T2					
Max. continuous operating voltage (a.c.) (Uc)	280V	320V	385V	440V	600V	NPE:255V
Nominal discharge current (8/20 μs) (In)	30kA					
Max. discharge current (8/20 μs) (Imax)	50kA					
Lightning impulse current (10/350 μs) (Iimp)	7kA					
Total lightning current(10/350 μs) L1/N→PE (Iimp) total	1P:7kA,2P:14kA,3P:21kA,4P:28kA,					
Voltage protection level (Up)	≤1.4kV	≤1.6kV	≤1.8kV	≤2.0kV	≤2.5kV	≤1.5kV
Response time (tA)	25ns					100ns
Operating temperature range (Tu)	-40 °C ... +80 °C					
Operating state / fault indication	Green:normal Red:invalid					
Number of ports	1					
For mounting on	35 mm DIN rails acc. to EN 60715					
Place of installation	indoor installation					
Degree of protection	IP20					
Approvals	TUV,CB,CE,ROHS,CQC					
Weight	1P:120g,2P:240g,3P:360g,4P:480g,					

Type	G20-B+C/7-1P	G20-B+C/7-2P	G20-B+C/7-3P	G20-B+C/7-4P	G20-B+C/7-1+NPE	G20-B+C/7-3+NPE
Ordering number	280V:121726 320V:121728 385V:121730 440V:121732 600V:121734	280V:121736 320V:121738 385V:121740 440V:121742 600V:121744	280V:121746 320V:121748 385V:121750 440V:121752 600V:121754	280V:121756 320V:121758 385V:121760 440V:121762 600V:121764	280V:121766 320V:124397 385V:121770 440V:124399 600V:124401	280V:121768 320V:124398 385V:121772 440V:124400 600V:124402
Type(Remote signal monitoring)	G20-B+C/7-1P-FM	G20-B+C/7-2P-FM	G20-B+C/7-3P-FM	G20-B+C/7-4P-FM	G20-B+C/7-1+NPE-FM	G20-B+C/7-3+NPE-FM
Ordering number (Remote signal monitoring)	280V:121727 320V:121729 385V:121731 440V:121733 600V:121735	280V:121737 320V:121739 385V:121741 440V:121743 600V:121745	280V:121747 320V:121749 385V:121751 440V:121753 600V:121755	280V:121757 320V:121759 385V:121761 440V:121763 600V:121765	280V:121767 320V:124403 385V:121771 440V:124405 600V:124407	280V:121769 320V:124404 385V:121773 440V:124406 600V:124408

Type	G20-B+C/7-280-Module	G20-B+C/7-320-Module	G20-B+C/7-385-Module	G20-B+C/7-440-Module	G20-B+C/7-600-Module	G20-B+C/7-NPE-Module
Ordering number	121774	121775	121776	121777	121778	121779
Max. continuous operating voltage (a.c.) (Uc)	280V	320V	385V	440V	600V	255V
Nominal discharge current (8/20 μs) (In)	30kA					
Max. discharge current (8/20 μs) (Imax)	50kA					
Lightning impulse current (10/350 μs) (Iimp)	7kA					
Voltage protection level (Up)	≤1.4kV	≤1.6kV	≤1.8kV	≤2.0kV	≤2.5kV	≤1.5kV

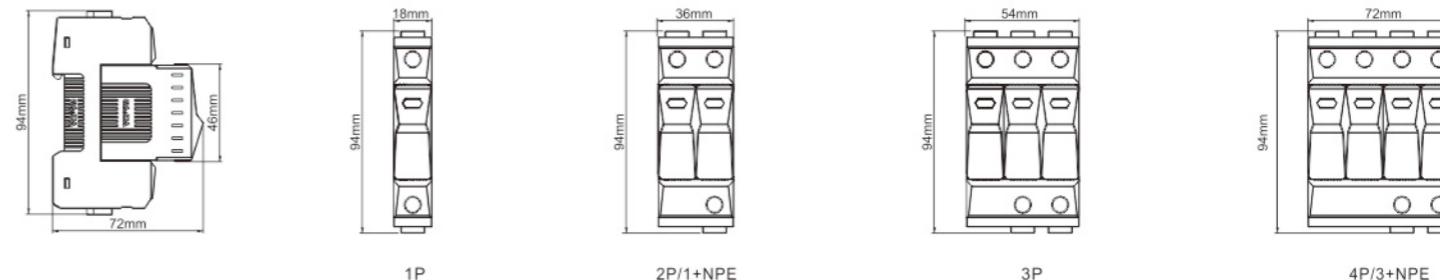


G20-B+C/7 Type1+2 Surge Protective Devices

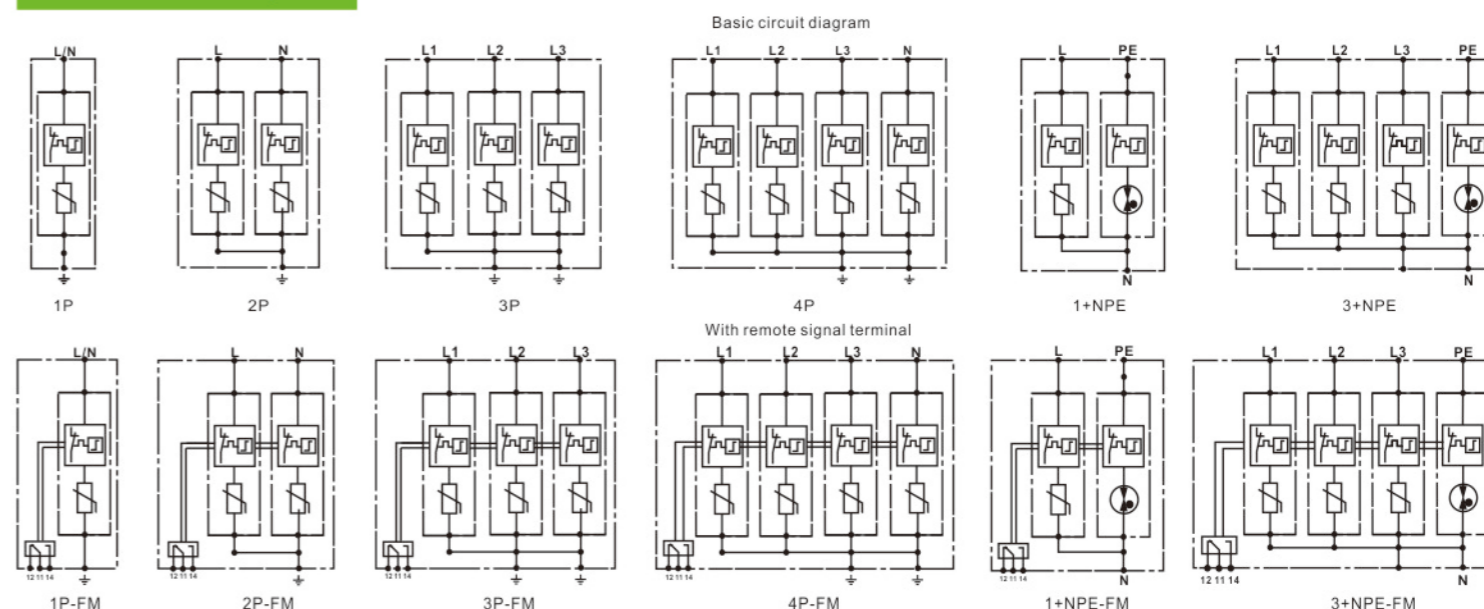
- Innovative tripping and breaking technology
- Pressing the contacts on both sides of the module can be easily plugged and unplugged, and can be replaced without interrupting the system operation
- Scan the QR code on the base to check the date of manufacture, test data, etc.



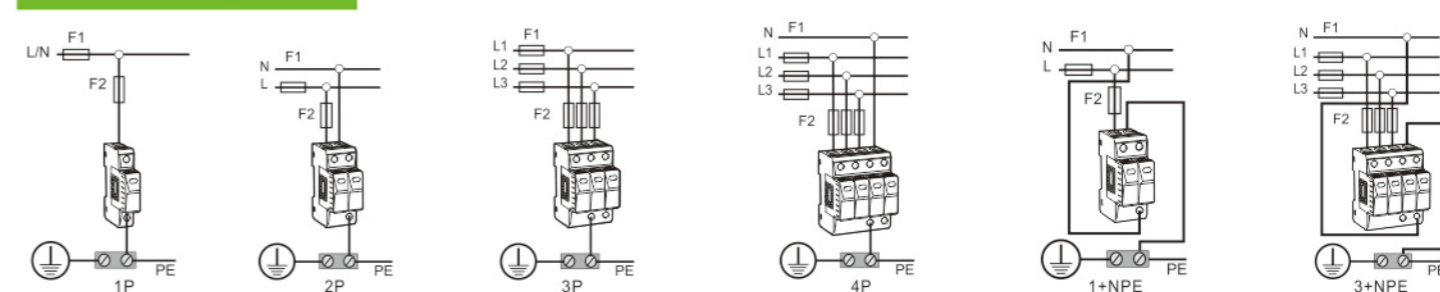
Dimension drawing



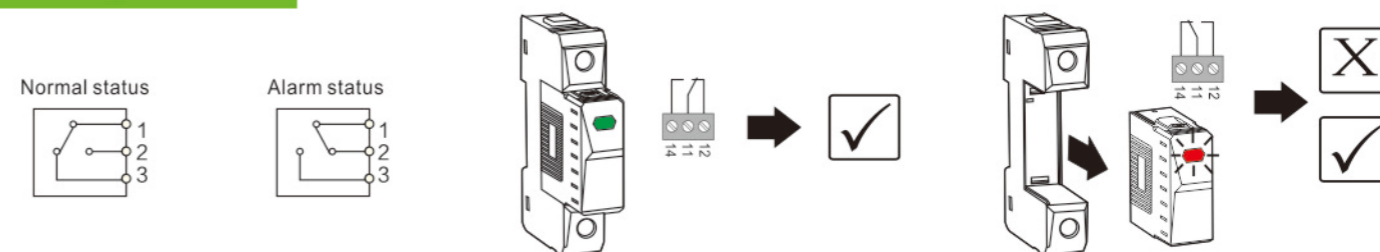
Basic circuit diagram



Standard wiring



Remote signal terminal



G30-B+C/12.5 Type1+2 Surge Protective Devices

- Innovative tripping and breaking technology
- Pressing the contacts on both sides of the module can be easily plugged and unplugged, and can be replaced without interrupting the system operation
- Scan the QR code on the base to check the date of manufacture, test data, etc.



Temperature compensation



Type	G30-B+C/12.5					
SPD according to EN 61643-11 / IEC 61643-11	Type 1+2/Class I + II/T1+T2					
Max. continuous operating voltage (a.c.) (Uc)	280V	320V	385V	440V	600V	NPE:255V
Nominal discharge current (8/20 μs) (In)	30kA					
Max. discharge current (8/20 μs) (Imax)	60kA					
Lightning impulse current (10/350 μs) (Iimp)	12.5kA					
Total lightning current(10/350 μs) L1/N→PE (Iimp) Itotal	1P:12.5kA,2P:25kA,3P:37.5kA,4P:50kA,					
Voltage protection level (Up)	≤1.5kV	≤1.6kV	≤1.8kV	≤2.0kV	≤2.5kV	≤1.5kV
Response time (tA)	25ns					100ns
Operating temperature range (Tu)	-40 °C ... +80 °C					
Operating state / fault indication	Green:normal Red:invalid					
Number of ports	1					
For mounting on	35 mm DIN rails acc. to EN 60715					
Place of installation	indoor installation					
Degree of protection	IP20					
Approvals	TUV,CB,CE,ROHS,CQC					
Weight	1P:120g,2P:240g,3P:360g,4P:480g,					

Type	G30-B+C/12.5-1P	G30-B+C/12.5-2P	G30-B+C/12.5-3P	G30-B+C/12.5-4P	G30-B+C/12.5-1+NPE	G30-B+C/12.5-3+NPE
Ordering number	280V:121780 320V:121782 385V:121784 440V:121786 600V:121788	280V:121790 320V:121792 385V:121794 440V:121796 600V:121798	280V:121800 320V:121802 385V:121804 440V:121806 600V:121808	280V:121810 320V:121812 385V:121814 440V:121816 600V:121818	280V:121820 320V:124409 385V:121824 440V:124411 600V:124413	280V:121822 320V:124410 385V:121826 440V:124412 600V:124414
Type(Remote signal monitoring)	G30-B+C/12.5-1P-FM	G30-B+C/12.5-2P-FM	G30-B+C/12.5-3P-FM	G30-B+C/12.5-4P-FM	G30-B+C/12.5-1+NPE-FM	G30-B+C/12.5-3+NPE-FM
Ordering number (Remote signal monitoring)	280V:121781 320V:121783 385V:121785 440V:121787 600V:121789	280V:121791 320V:121793 385V:121795 440V:121797 600V:121799	280V:121801 320V:121803 385V:121805 440V:121807 600V:121809	280V:121811 320V:121813 385V:121815 440V:121817 600V:121819	280V:121821 320V:124415 385V:121825 440V:124417 600V:124419	280V:121823 320V:124416 385V:121827 440V:124418 600V:124420

Type	G30-B+C/12.5/280-Module	G30-B+C/12.5/320-Module	G30-B+C/12.5/385-Module	G30-B+C/12.5/440-Module	G30-B+C/12.5/600-Module	G30-B+C/12.5-NPE-Module
Ordering number	121828	121829	121830	121831	121832	121833
Max. continuous operating voltage (a.c.) (Uc)	280V	320V	385V	440V	600V	255V
Nominal discharge current (8/20 μs) (In)	30kA					
Max. discharge current (8/20 μs) (Imax)	60kA					
Lightning impulse current (10/350 μs) (Iimp)	12.5kA					
Voltage protection level (Up)	≤1.5kV	≤1.6kV	≤1.8kV	≤2.0kV	≤2.5kV	≤1.5kV

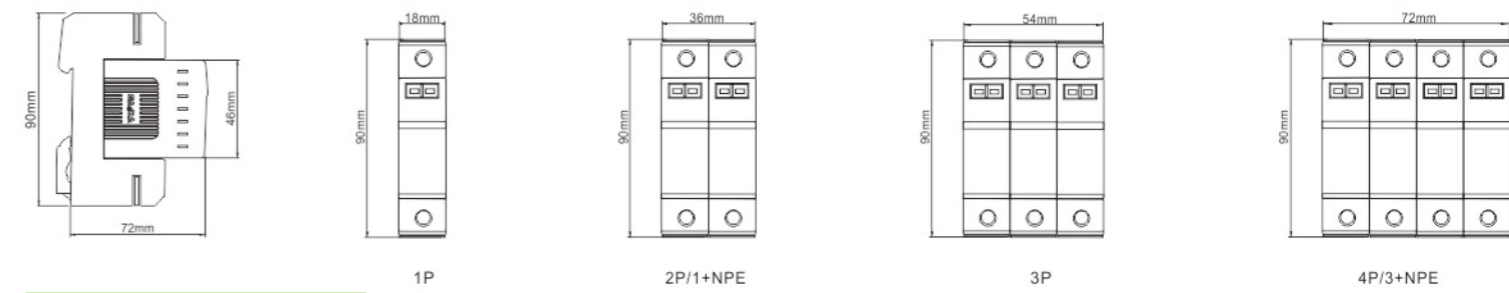


G30-B+C/12.5 Type1+2 Surge Protective Devices

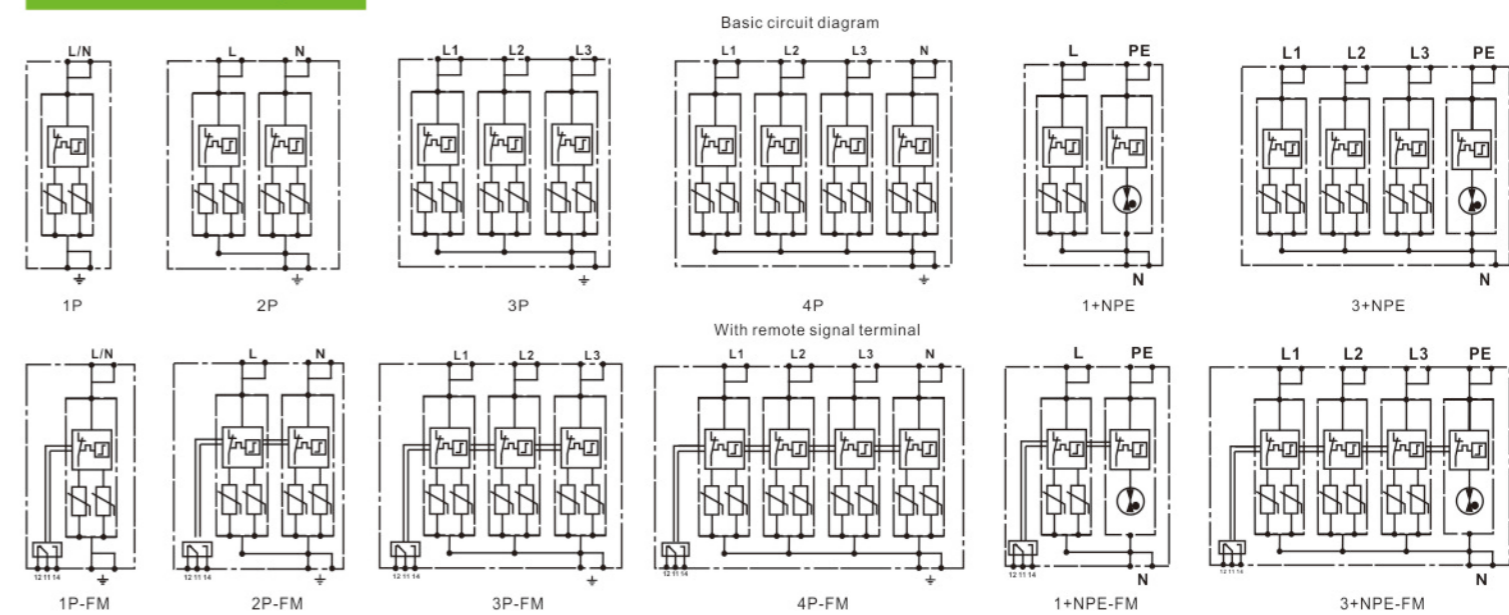
- Innovative tripping and breaking technology
- Pressing the contacts on both sides of the module can be easily plugged and unplugged, and can be replaced without interrupting the system operation
- Scan the QR code on the base to check the date of manufacture, test data, etc.



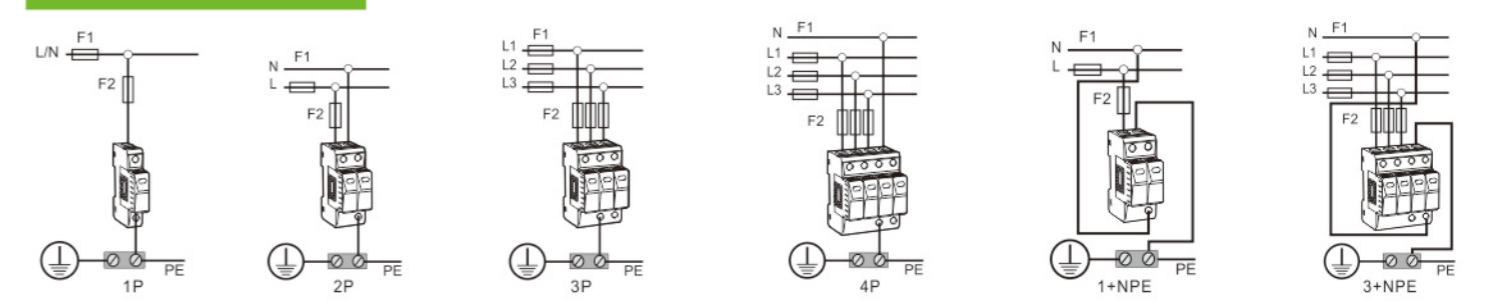
Dimension drawing



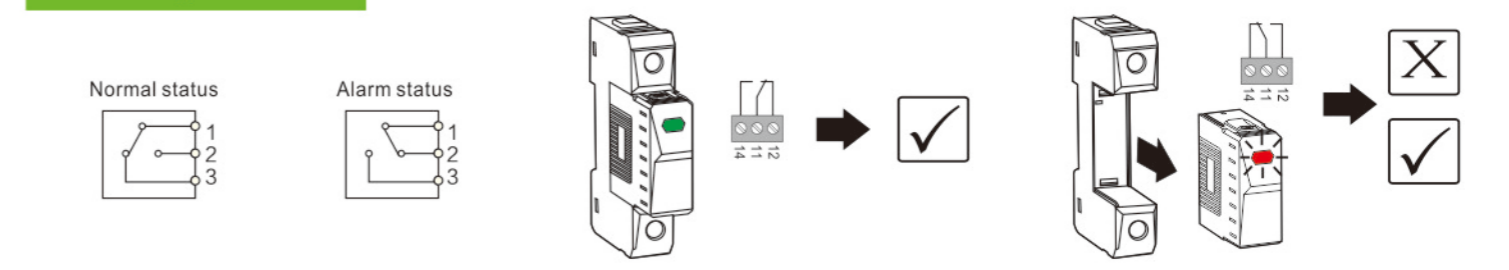
Basic circuit diagram



Standard wiring

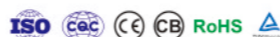


Remote signal terminal



G30-B+C/15 Type1+2 Surge Protective Devices

- Innovative tripping and breaking technology
- Pressing the contacts on both sides of the module can be easily plugged and unplugged, and can be replaced without interrupting the system operation
- Scan the QR code on the base to check the date of manufacture, test data, etc.



Temperature compensation



Type	G30-B+C/15					
SPD according to EN 61643-11 / IEC 61643-11	Type 1+2/Class I + II/T1+T2					
Max. continuous operating voltage (a.c.) (Uc)	280V	320V	385V	440V	600V	NPE:255V
Nominal discharge current (8/20 μs) (In)	30kA					
Max. discharge current (8/20 μs) (Imax)	60kA					
Lightning impulse current (10/350 μs) (Iimp)	15kA					
Total lightning current(10/350 μs) L1/N→PE (Iimp) Itotal	1P:15kA,2P:30kA,3P:45kA,4P:60kA,					
Voltage protection level (Up)	≤1.5kV	≤1.6kV	≤1.8kV	≤2.0kV	≤2.5kV	≤1.5kV
Response time (tA)	25ns					100ns
Operating temperature range (Tu)	-40 °C ... +80 °C					
Operating state / fault indication	Green:normal Red:invalid					
Number of ports	1					
For mounting on	35 mm DIN rails acc. to EN 60715					
Place of installation	indoor installation					
Degree of protection	IP20					
Approvals	TUV,CB,CE,ROHS,CQC					
Weight	1P:120g,2P:240g,3P:360g,4P:480g,					

Type	G30-B+C/15-1P	G30-B+C/15-2P	G30-B+C/15-3P	G30-B+C/15-4P	G30-B+C/15-1+NPE	G30-B+C/15-3+NPE
Ordering number	280V:121834 320V:121836 385V:121838 440V:121840 600V:121842	280V:121844 320V:121846 385V:121848 440V:121850 600V:121852	280V:121854 320V:121856 385V:121858 440V:121860 600V:121862	280V:121864 320V:121866 385V:121868 440V:121870 600V:121872	280V:121874 320V:124421 385V:121878 440V:124423 600V:124425	280V:121876 320V:124422 385V:121880 440V:124424 600V:124426
Type(Remote signal monitoring)	G30-B+C/15-1P-FM	G30-B+C/15-2P-FM	G30-B+C/15-3P-FM	G30-B+C/15-4P-FM	G30-B+C/15-1+NPE-FM	G30-B+C/15-3+NPE-FM
Ordering number (Remote signal monitoring)	280V:121835 320V:121837 385V:121839 440V:121841 600V:121843	280V:121845 320V:121847 385V:121849 440V:121851 600V:121853	280V:121855 320V:121857 385V:121859 440V:121861 600V:121863	280V:121865 320V:121867 385V:121869 440V:121871 600V:121873	280V:121875 320V:124427 385V:121879 440V:124429 600V:124431	280V:121877 320V:124428 385V:121881 440V:124430 600V:124432

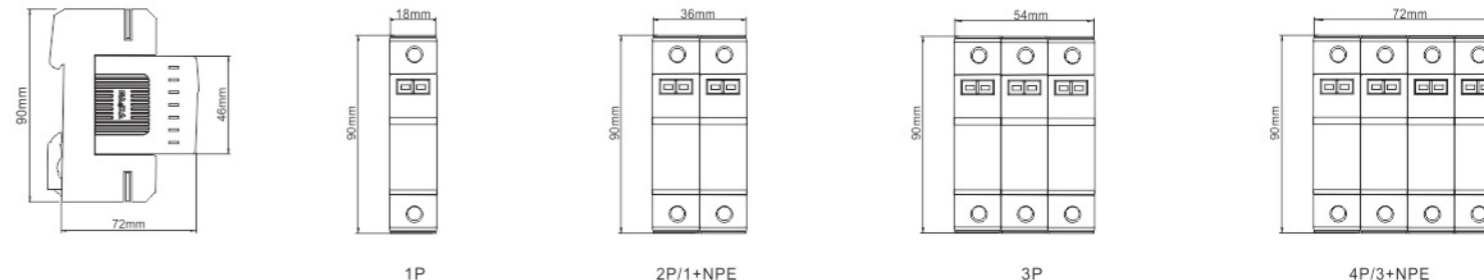
Type	G30-B+C/15/280-Module	G30-B+C/15/320-Module	G30-B+C/15/385-Module	G30-B+C/15/440-Module	G30-B+C/15/600-Module	G30-B+C/15-NPE-Module
Ordering number	121882	121883	121884	121885	121886	121887
Max. continuous operating voltage (a.c.) (Uc)	280V	320V	385V	440V	600V	255V
Nominal discharge current (8/20 μs) (In)	30kA					
Max. discharge current (8/20 μs) (Imax)	60kA					
Lightning impulse current (10/350 μs) (Iimp)	15kA					
Voltage protection level (Up)	≤1.5kV	≤1.6kV	≤1.8kV	≤2.0kV	≤2.5kV	≤1.5kV

G30-B+C/15 Type1+2 Surge Protective Devices

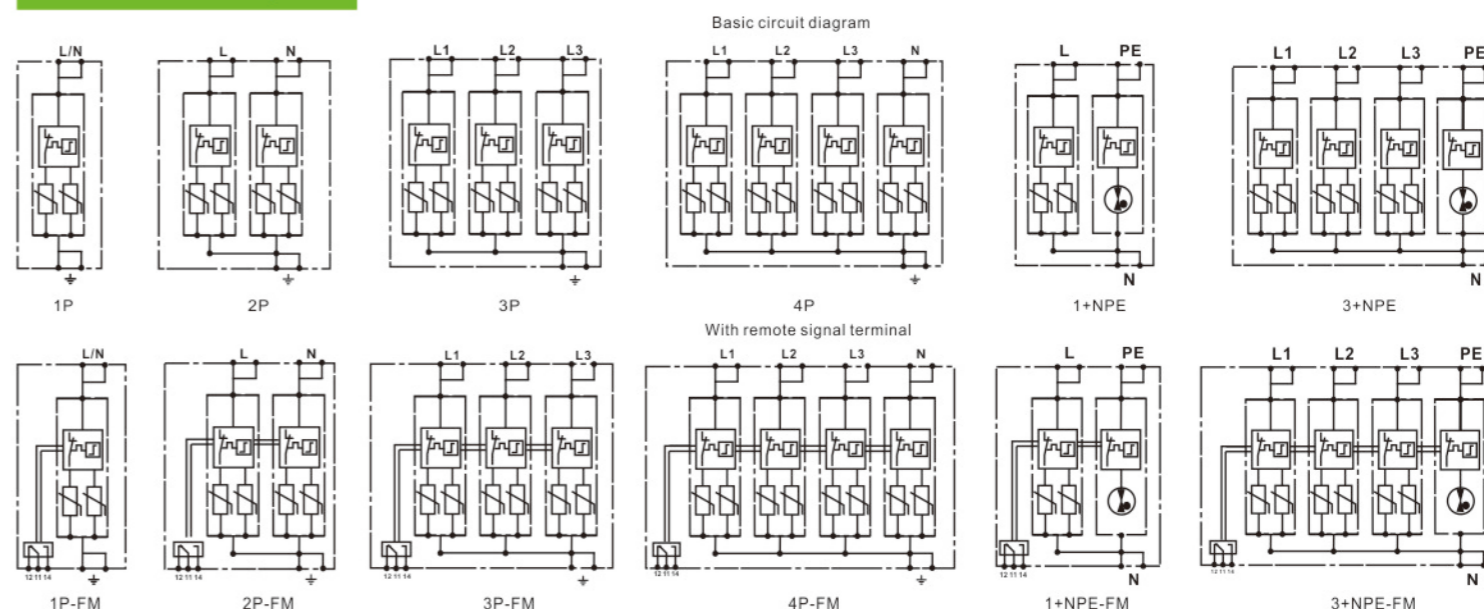
- Innovative tripping and breaking technology
- Pressing the contacts on both sides of the module can be easily plugged and unplugged, and can be replaced without interrupting the system operation
- Scan the QR code on the base to check the date of manufacture, test data, etc.



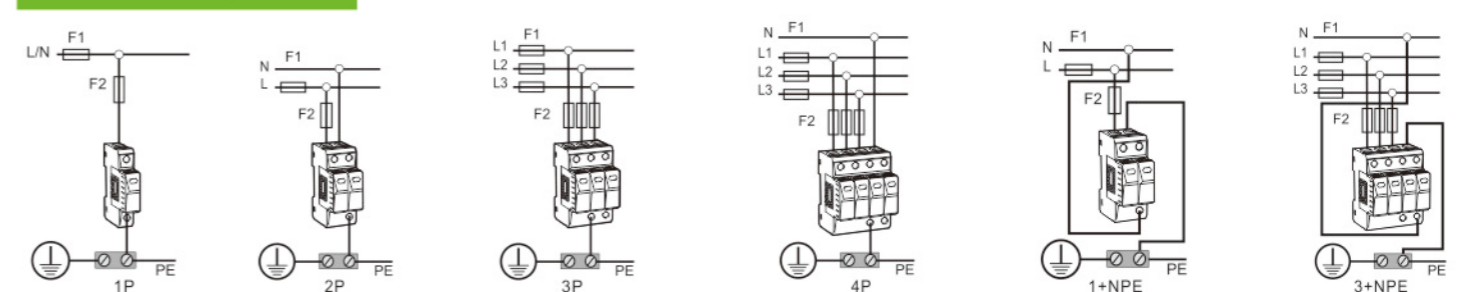
Dimension drawing



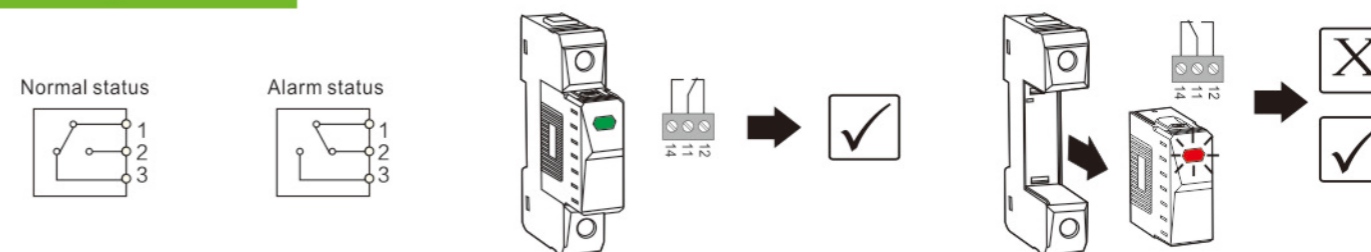
Basic circuit diagram



Standard wiring



Remote signal terminal



G30-B+C/20 Type1+2 Surge Protective Devices

- Innovative tripping and breaking technology
- The maximum discharge current of a single module can reach 15-100kA (10/350μs)
- High-energy surge protection, failure alarm prompt



Temperature compensation



Type	G30-B+C/20					
SPD according to EN 61643-11 / IEC 61643-11	Type 1+2/Class I + II/T1+T2					
Max. continuous operating voltage (a.c.) (Uc)	280V	320V	385V	440V	600V	NPE:255V
Nominal discharge current (8/20 μs) (In)	20kA					
Max. discharge current (8/20 μs) (Imax)	50kA					
Lightning impulse current (10/350 μs) (Iimp)	20kA					
Total lightning current(10/350 μs) L1/N→PE (Iimp) Itotal	1P:20kA,2P:40kA,3P:60kA,4P:80kA,					
Voltage protection level (Up)	≤1.5kV	≤1.6kV	≤1.8kV	≤2.0kV	≤2.5kV	≤1.5kV
Response time (tA)	100ns					
Operating temperature range (Tu)	-40 °C ... +80 °C					
Operating state / fault indication	Green:normal Red:invalid					
Number of ports	1					
For mounting on	35 mm DIN rails acc. to EN 60715					
Place of installation	indoor installation					
Degree of protection	IP20					
Approvals	TUV,CB,CE,ROHS,CQC					
Weight	1P:200g,2P:400g,3P:600g,4P:800g,					

Type	G30-B+C/20-1P	G30-B+C/20-2P	G30-B+C/20-3P	G30-B+C/20-4P	G30-B+C/20-1+NPE	G30-B+C/20-3+NPE
Ordering number	280V:121888 320V:121890 385V:121892 440V:121894 600V:121896	280V:121898 320V:121900 385V:121902 440V:121904 600V:121906	280V:121908 320V:121910 385V:121912 440V:121914 600V:121916	280V:121918 320V:121920 385V:121922 440V:121924 600V:121926	280V:121928 320V:124433 385V:121932 440V:124435 600V:124437	280V:121930 320V:124434 385V:121934 440V:124436 600V:124438
Type(Remote signal monitoring)	G30-B+C/20-1P-FM	G30-B+C/20-2P-FM	G30-B+C/20-3P-FM	G30-B+C/20-4P-FM	G30-B+C/20-1+NPE-FM	G30-B+C/20-3+NPE-FM
Ordering number (Remote signal monitoring)	280V:121889 320V:121891 385V:121893 440V:121895 600V:121897	280V:121899 320V:121901 385V:121903 440V:121905 600V:121907	280V:121909 320V:121911 385V:121913 440V:121915 600V:121917	280V:121919 320V:121921 385V:121923 440V:121925 600V:121927	280V:121929 320V:124439 385V:121933 440V:124441 600V:124443	280V:121931 320V:124440 385V:121935 440V:124442 600V:124444

Type	G30-B+C/20/280-Module	G30-B+C/20/320-Module	G30-B+C/20/385-Module	G30-B+C/20/440-Module	G30-B+C/20/600-Module	G30-B+C/20-NPE-Module
Ordering number	121936	121937	121938	121939	121940	121941
Max. continuous operating voltage (a.c.) (Uc)	280V	320V	385V	440V	600V	255V
Nominal discharge current (8/20 μs) (In)	20kA					
Max. discharge current (8/20 μs) (Imax)	50kA					
Lightning impulse current (10/350 μs) (Iimp)	20kA					
Voltage protection level (Up)	≤1.5kV	≤1.6kV	≤1.8kV	≤2.0kV	≤2.5kV	≤1.5kV

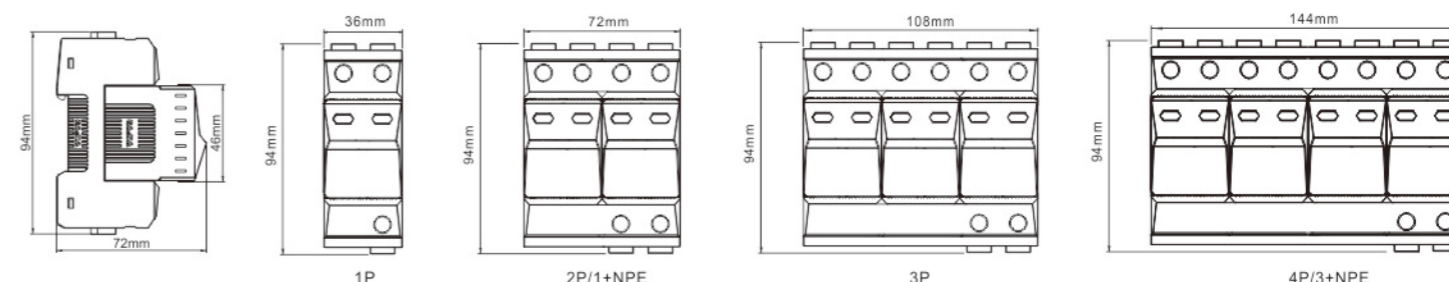


G30-B+C/20 Type1+2 Surge Protective Devices

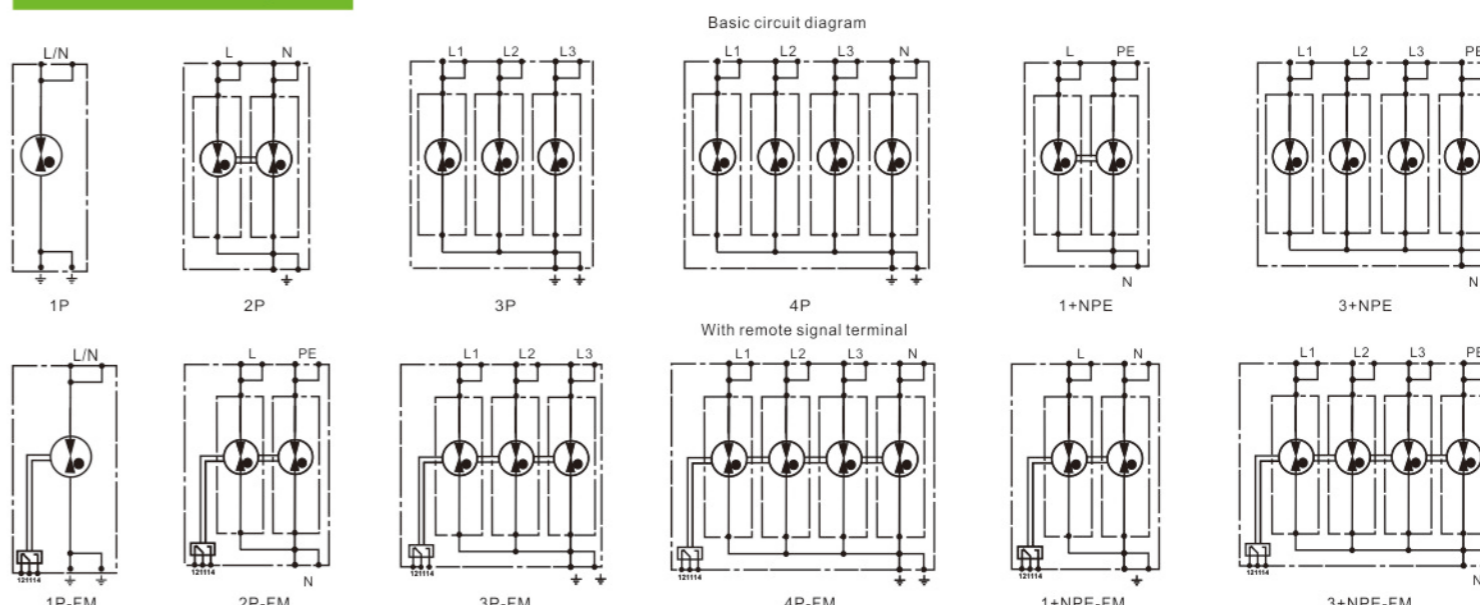
- Innovative tripping and breaking technology
- The maximum discharge current of a single module can reach 15-100kA (10/350μs)
- High-energy surge protection, failure alarm prompt



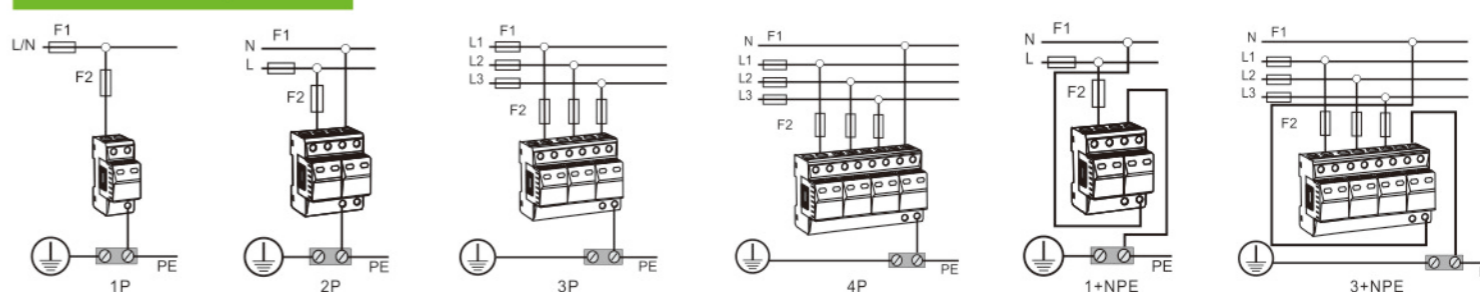
Dimension drawing




Basic circuit diagram



Standard wiring



Remote signal terminal



G30-B+C/25 Type1+2 Surge Protective Devices

- Innovative tripping and breaking technology
- The maximum discharge current of a single module can reach 15-100kA (10/350μs)
- High-energy surge protection, failure alarm prompt



Temperature compensation



Type	G30-B+C/25					
SPD according to EN 61643-11 / IEC 61643-11	Type 1+2/Class I + II/T1+T2					
Max. continuous operating voltage (a.c.) (Uc)	280V	320V	385V	440V	600V	NPE:255V
Nominal discharge current (8/20 μs) (In)	25kA					
Max. discharge current (8/20 μs) (Imax)	50kA					
Lightning impulse current (10/350 μs) (Iimp)	25kA					
Total lightning current(10/350 μs) L1/N→PE (Iimp) Itotal	1P:25kA,2P:50kA,3P:75kA,4P:100kA,					
Voltage protection level (Up)	≤1.5kV	≤1.6kV	≤1.8kV	≤2.0kV	≤2.5kV	≤1.5kV
Response time (tA)	100ns					
Operating temperature range (Tu)	-40 °C ... +80 °C					
Operating state / fault indication	Green:normal Red:invalid					
Number of ports	1					
For mounting on	35 mm DIN rails acc. to EN 60715					
Place of installation	indoor installation					
Degree of protection	IP20					
Approvals	TUV,CB,CE,ROHS,CQC					
Weight	1P:200g,2P:400g,3P:600g,4P:800g,					

Type	G30-B+C/25-1P	G30-B+C/25-2P	G30-B+C/25-3P	G30-B+C/25-4P	G30-B+C/25-1+NPE	G30-B+C/25-3+NPE
Ordering number	280V:121942 320V:121944 385V:121946 440V:121948 600V:121950	280V:121952 320V:121954 385V:121956 440V:121958 600V:121960	280V:121962 320V:121964 385V:121966 440V:121968 600V:121970	280V:121972 320V:121974 385V:121976 440V:121978 600V:121980	280V:121982 320V:124445 385V:121986 440V:124447 600V:124449	280V:121984 320V:124446 385V:121988 440V:124448 600V:124450
Type(Remote signal monitoring)	G30-B+C/25-1P-FM	G30-B+C/25-2P-FM	G30-B+C/25-3P-FM	G30-B+C/25-4P-FM	G30-B+C/25-1+NPE-FM	G30-B+C/25-3+NPE-FM
Ordering number (Remote signal monitoring)	280V:121943 320V:121945 385V:121947 440V:121949 600V:121951	280V:121953 320V:121955 385V:121957 440V:121959 600V:121961	280V:121963 320V:121965 385V:121967 440V:121969 600V:121971	280V:121973 320V:121975 385V:121977 440V:121979 600V:121981	280V:121983 320V:124451 385V:121987 440V:124453 600V:124455	280V:121985 320V:124452 385V:121989 440V:124454 600V:124456

Type	G30-B+C/25/280-Module	G30-B+C/25/320-Module	G30-B+C/25/385-Module	G30-B+C/25/440-Module	G30-B+C/25/600-Module	G30-B+C/25-NPE-Module
Ordering number	121990	121991	121992	121993	121994	121995
Max. continuous operating voltage (a.c.) (Uc)	280V	320V	385V	440V	600V	255V
Nominal discharge current (8/20 μs) (In)	25kA					
Max. discharge current (8/20 μs) (Imax)	50kA					
Lightning impulse current (10/350 μs) (Iimp)	25kA					
Voltage protection level (Up)	≤1.5kV	≤1.6kV	≤1.8kV	≤2.0kV	≤2.5kV	≤1.5kV

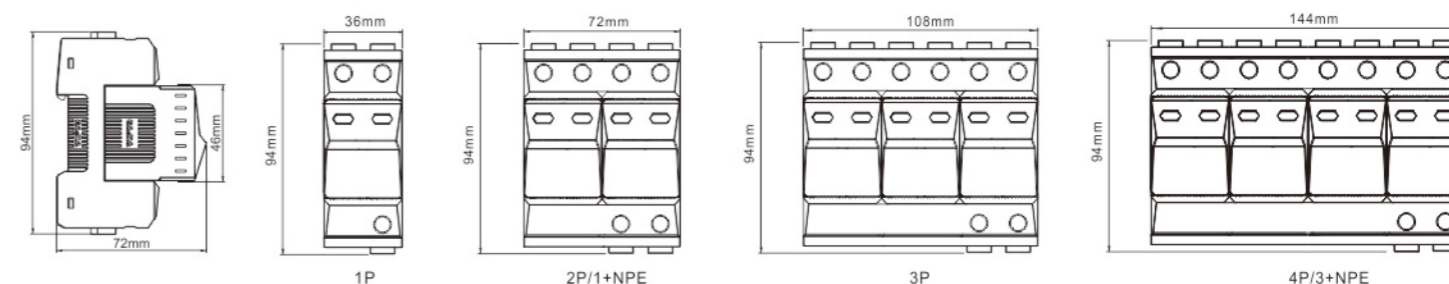


G30-B+C/25 Type1+2 Surge Protective Devices

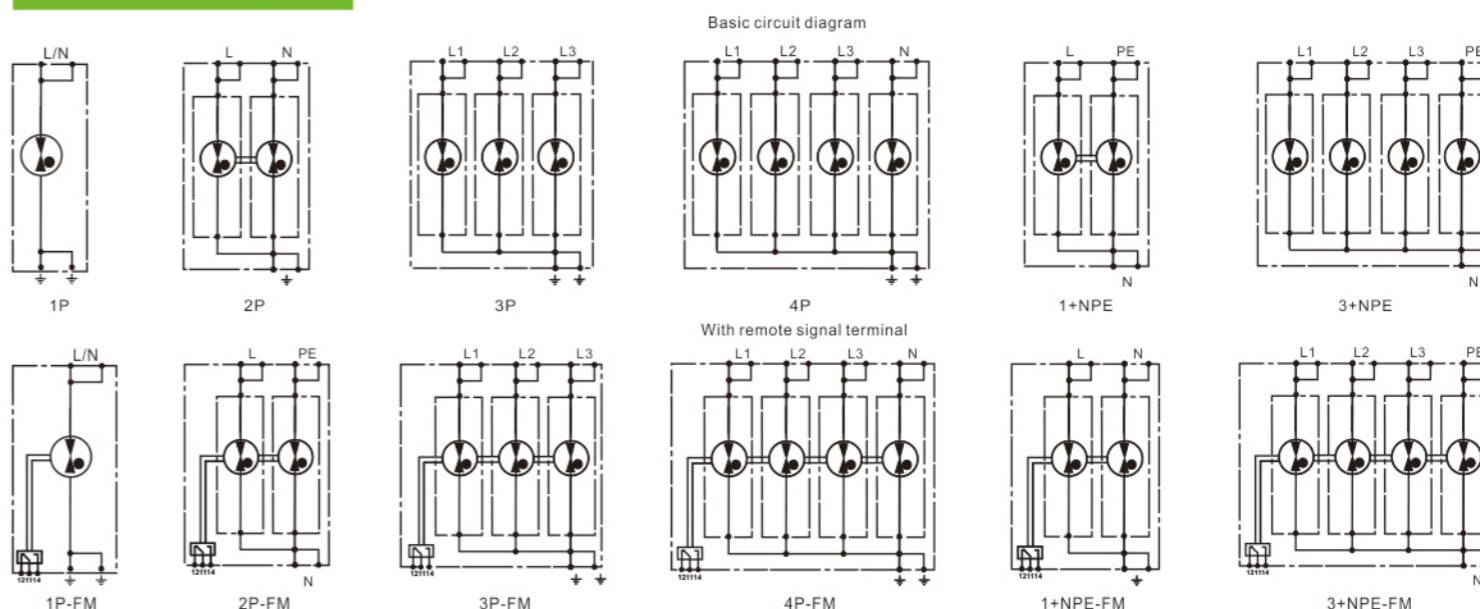
- Innovative tripping and breaking technology
- The maximum discharge current of a single module can reach 15-100kA (10/350μs)
- High-energy surge protection, failure alarm prompt



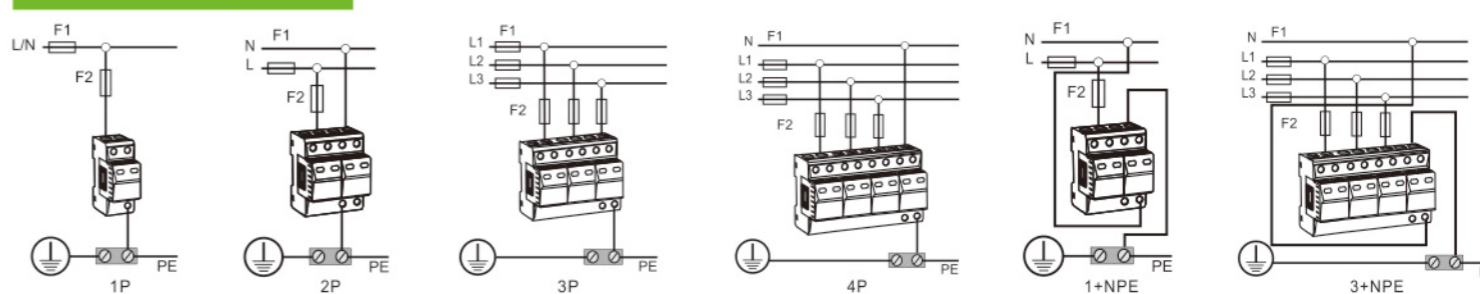
Dimension drawing




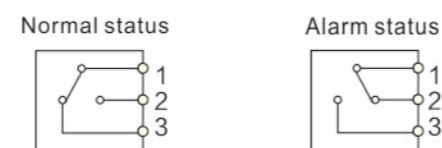
Basic circuit diagram



Standard wiring



Remote signal terminal



G2040PV-B+C/4.5 Type1+2 PV Surge Protective Devices

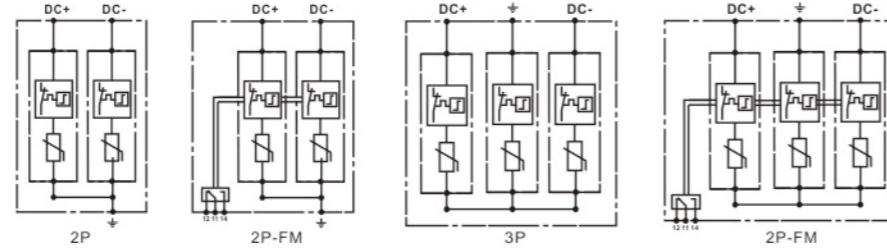
- Innovative tripping and breaking technology
- Pressing the contacts on both sides of the module can be easily plugged and unplugged, and can be replaced without interrupting the system operation
- Scan the QR code on the base to check the date of manufacture, test data, etc.



Temperature compensation



Basic circuit diagram



Type	G2040PV-B+C/4.5						
SPD according to EN 61643-31 / IEC 61643-31	Type 1+2/Class I + II/T1+T2						
Max. PV voltage (d.c.) (U _{cpv})	300V dc	500V dc	600V dc	800V dc	1000V dc	1200V dc	1500V dc
Nominal discharge current (8/20 μs) (I _n)	20kA						
Max. discharge current (8/20 μs) (I _{max})	40kA						
Lightning impulse current (10/350 μs) (I _{imp})	4.5kA						
Total lightning current(10/350 μs) L1/N→PE (I _{total})	2P:9kA,3P:13.5kA						
Voltage protection level (U _p)	≤1.5kV	≤2.5kV	≤2.5kV	≤3.2kV	≤4.0kV	≤4.0kV	≤4.5kV
Response time (t _A)	25ns						
Operating temperature range (T _U)	-40 °C ... +80 °C						
Operating state / fault indication	Green:normal Red:invalid						
Number of ports	1						
For mounting on	35 mm DIN rails acc. to EN 60715						
Place of installation	indoor installation						
Degree of protection	IP20						
Approvals	CE,ROHS,CQC						
Weight	2P:240g,3P:360g						

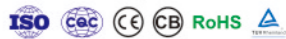
Type	G2040PV-B+C/4.5/300	G2040PV-B+C/4.5/500	G2040PV-B+C/4.5/600	G2040PV-B+C/4.5/800	G2040PV-B+C/4.5/1000	G2040PV-B+C/4.5/1200	G2040PV-B+C/4.5/1500
Ordering number	2P:121996	2P:121998 3P:122008	2P:122000 3P:122010	2P:122002 3P:122012	2P:122004 3P:122014	2P:122006 3P:122016	3P:122018
Type(Remote signal monitoring)	G2040PV-B+C/4.5/300-FM	G2040PV-B+C/4.5/500-FM	G2040PV-B+C/4.5/600-FM	G2040PV-B+C/4.5/800-FM	G2040PV-B+C/4.5/1000-FM	G2040PV-B+C/4.5/1200-FM	G2040PV-B+C/4.5/1500-FM
Ordering number (Remote signal monitoring)	2P:121997	2P:121999 3P:122009	2P:122001 3P:122011	2P:122003 3P:122013	2P:122005 3P:122015	2P:122007 3P:122017	3P:122019

Type	G2040PV-B+C/4.5/300 Module	G2040PV-B+C/4.5/500 Module	G2040PV-B+C/4.5/600 Module	G2040PV-B+C/4.5/800 Module	G2040PV-B+C/4.5/1000 Module	G2040PV-B+C/4.5/1200 Module	G2040PV-B+C/4.5/1500 Module
Ordering number	122020	2P:122021 3P:124457	2P:122022 3P:124458	2P:122023 3P:124459	2P:122024 3P:124460	2P:122025 3P:124461	122026
Max. PV voltage (d.c.) (U _{cpv})	300V	500V	600V	800V	1000V	1200V	1500V
Nominal discharge current (8/20 μs) (I _n)	20kA						
Max. discharge current (8/20 μs) (I _{max})	40kA						
Lightning impulse current (10/350 μs) (I _{imp})	4.5kA						
Voltage protection level (U _p)	≤1.5kV	≤2.5kV	≤2.5kV	≤3.2kV	≤4.0kV	≤4.0kV	≤4.5kV

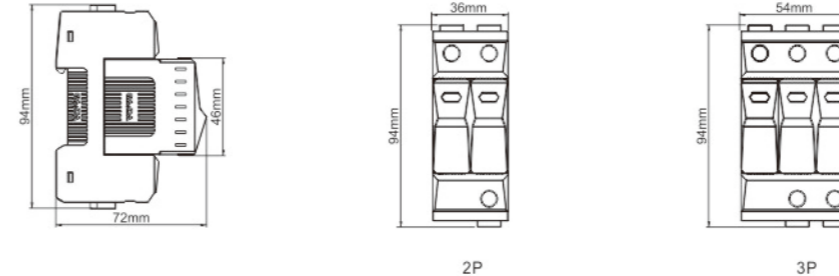


G2040PV-B+C/4.5 Type1+2 PV Surge Protective Devices

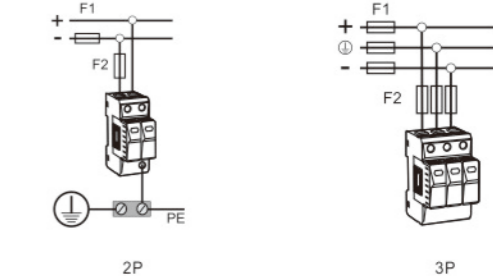
- Innovative tripping and breaking technology
- Pressing the contacts on both sides of the module can be easily plugged and unplugged, and can be replaced without interrupting the system operation
- Scan the QR code on the base to check the date of manufacture, test data, etc.



Dimension drawing



Standard wiring



OEM ODM Service



After choosing your product appearance, we can design your exclusive printing for you

Your LOGO
Your Type
Your Parameter

Parameter customization



YOUR LOGO

Surge Protective Device

G2040PV/1000-2P

Code:122778

Uc:280V Imax:40kA

X2 pcs

ISO CQC CE CB RoHS

YOUR COMPANY NAME

Label customization



We can also package your products, including product inner packaging, and labels outer packaging.



Your LOGO
Your Type
Your Parameter

Packaging customization

Optional appearance

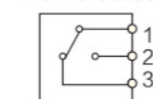


For more appearance, please consult the sales staff.

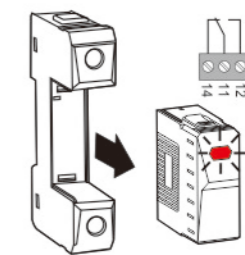
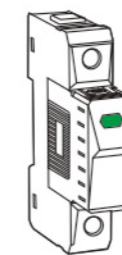
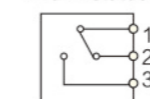
Free choice of color matching: ■ Red ■ Green ■ Black ■ Yellow ■ Blue ■ Gray ■ White ■ Orange

Remote signal terminal

Normal status



Alarm status



G2040PV-B+C/6.5 Type1+2 PV Surge Protective Devices

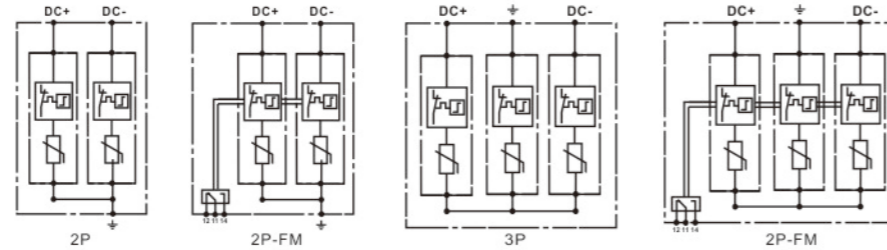
- Innovative tripping and breaking technology
- Pressing the contacts on both sides of the module can be easily plugged and unplugged, and can be replaced without interrupting the system operation
- Scan the QR code on the base to check the date of manufacture, test data, etc.



Temperature compensation



Basic circuit diagram



Type	G2040PV-B+C/6.5						
SPD according to EN 61643-31 / IEC 61643-31	Type 1+2/Class I + II/T1+T2						
Max. PV voltage (d.c.) (Ucpv)	300V dc	500V dc	600V dc	800V dc	1000V dc	1200V dc	1500V dc
Nominal discharge current (8/20 μs) (In)	20kA						
Max. discharge current (8/20 μs) (Imax)	40kA						
Lightning impulse current (10/350 μs) (Iimp)	6.5kA						
Total lightning current(10/350 μs) L1/N→PE (Iimp) total	2P:13kA,3P:19.5kA						
Voltage protection level (Up)	≤1.5kV	≤2.5kV	≤2.5kV	≤3.2kV	≤4.0kV	≤4.0kV	≤4.5kV
Response time (tA)	25ns						
Operating temperature range (Tu)	-40 °C ... +80 °C						
Operating state / fault indication	Green:normal Red:invalid						
Number of ports	1						
For mounting on	35 mm DIN rails acc. to EN 60715						
Place of installation	indoor installation						
Degree of protection	IP20						
Approvals	CE,ROHS,CQC						
Weight	2P:240g,3P:360g						

Type	G2040PV-B+C/6.5/300	G2040PV-B+C/6.5/500	G2040PV-B+C/6.5/600	G2040PV-B+C/6.5/800	G2040PV-B+C/6.5/1000	G2040PV-B+C/6.5/1200	G2040PV-B+C/6.5/1500
Ordering number	2P:122027	2P:122029 3P:122039	2P:122031 3P:122041	2P:122033 3P:122043	2P:122035 3P:122045	2P:122037 3P:122047	3P:122049
Type(Remote signal monitoring)	G2040PV-B+C/6.5/300-FM	G2040PV-B+C/6.5/500-FM	G2040PV-B+C/6.5/600-FM	G2040PV-B+C/6.5/800-FM	G2040PV-B+C/6.5/1000-FM	G2040PV-B+C/6.5/1200-FM	G2040PV-B+C/6.5/1500-FM
Ordering number (Remote signal monitoring)	2P:122028	2P:122030 3P:122040	2P:122032 3P:122042	2P:122034 3P:122044	2P:122036 3P:122046	2P:122038 3P:122048	3P:122050

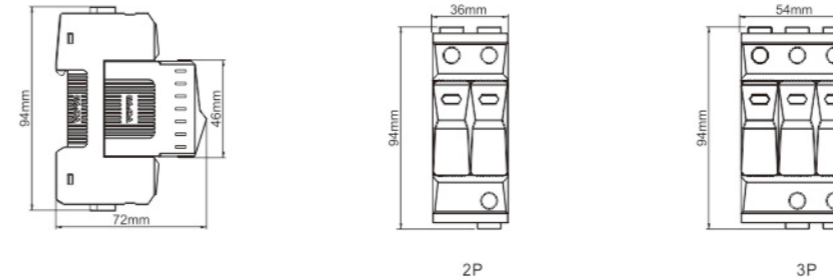
Type	G2040PV-B+C/6.5/300 Module	G2040PV-B+C/6.5/500 Module	G2040PV-B+C/6.5/600 Module	G2040PV-B+C/6.5/800 Module	G2040PV-B+C/6.5/1000 Module	G2040PV-B+C/6.5/1200 Module	G2040PV-B+C/6.5/1500 Module
Ordering number	122051	2P:122052 3P:124462	2P:122053 3P:124463	2P:122054 3P:124464	2P:122055 3P:124465	2P:122056 3P:124466	122057
Max. PV voltage (d.c.) (Ucpv)	300V	500V	600V	800V	1000V	1200V	1500V
Nominal discharge current (8/20 μs) (In)	20kA						
Max. discharge current (8/20 μs) (Imax)	40kA						
Lightning impulse current (10/350 μs) (Iimp)	6.5kA						
Voltage protection level (Up)	≤1.5kV	≤2.5kV	≤2.5kV	≤3.2kV	≤4.0kV	≤4.0kV	≤4.5kV

G2040PV-B+C/6.5 Type1+2 PV Surge Protective Devices

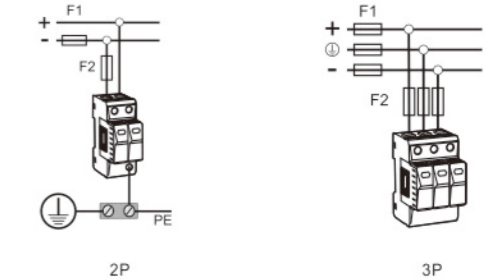
- Innovative tripping and breaking technology
- Pressing the contacts on both sides of the module can be easily plugged and unplugged, and can be replaced without interrupting the system operation
- Scan the QR code on the base to check the date of manufacture, test data, etc.



Dimension drawing



Standard wiring



OEM ODM Service



After choosing your product appearance, we can design your exclusive printing for you

Your LOGO
Your Type
Your Parameter

Parameter customization



Label customization



We can also package your products, including product inner packaging, and labels outer packaging.



Your LOGO
Your Type
Your Parameter

Packaging customization

Optional appearance

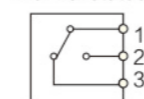


For more appearance, please consult the sales staff.

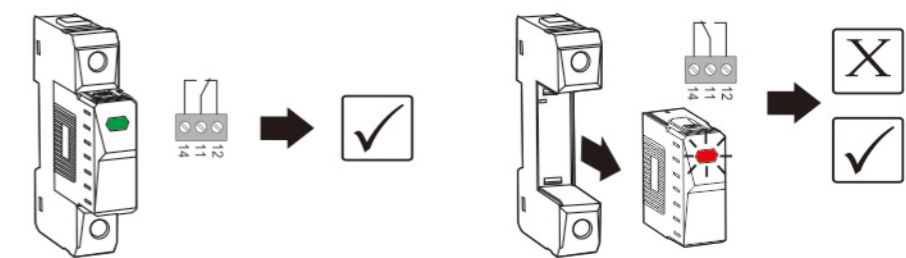
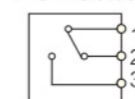
Free choice of color matching: Red Green Black Yellow Blue Gray White Orange

Remote signal terminal

Normal status



Alarm status



G2040PV-B+C/7 Type1+2 PV Surge Protective Devices

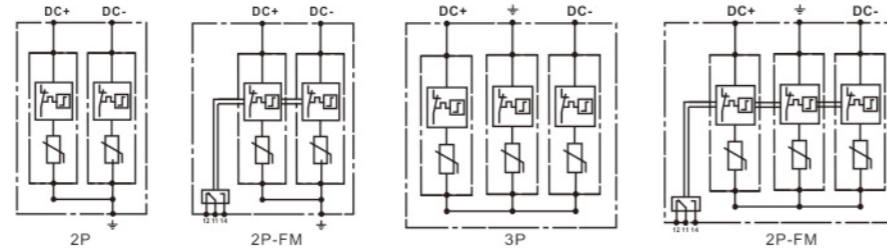
- Innovative tripping and breaking technology
- Pressing the contacts on both sides of the module can be easily plugged and unplugged, and can be replaced without interrupting the system operation
- Scan the QR code on the base to check the date of manufacture, test data, etc.



Temperature compensation



Basic circuit diagram



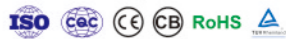
Type	G2040PV-B+C/7						
SPD according to EN 61643-31 / IEC 61643-31	Type 1+2/Class I + II/T1+T2						
Max. PV voltage (d.c.) (Ucpv)	300V dc	500V dc	600V dc	800V dc	1000V dc	1200V dc	1500V dc
Nominal discharge current (8/20 μs) (In)	20kA						
Max. discharge current (8/20 μs) (Imax)	40kA						
Lightning impulse current (10/350 μs) (Iimp)	7kA						
Total lightning current(10/350 μs) L1/N→PE (Iimp) total	2P:14kA,3P:21kA						
Voltage protection level (Up)	≤1.5kV	≤2.5kV	≤2.5kV	≤3.2kV	≤4.0kV	≤4.0kV	≤4.5kV
Response time (tA)	25ns						
Operating temperature range (Tu)	-40 °C ... +80 °C						
Operating state / fault indication	Green:normal Red:invalid						
Number of ports	1						
For mounting on	35 mm DIN rails acc. to EN 60715						
Place of installation	indoor installation						
Degree of protection	IP20						
Approvals	CE,ROHS,CQC						
Weight	2P:240g,3P:360g						

Type	G2040PV-B+C/7/300	G2040PV-B+C/7/500	G2040PV-B+C/7/600	G2040PV-B+C/7/800	G2040PV-B+C/7/1000	G2040PV-B+C/7/1200	G2040PV-B+C/7/1500
Ordering number	2P:122058	2P:122060 3P:122070	2P:122062 3P:122072	2P:122064 3P:122074	2P:122066 3P:122076	2P:122068 3P:122078	3P:122080
Type(Remote signal monitoring)	G2040PV-B+C/7/300-FM	G2040PV-B+C/7/500-FM	G2040PV-B+C/7/600-FM	G2040PV-B+C/7/800-FM	G2040PV-B+C/7/1000-FM	G2040PV-B+C/7/1200-FM	G2040PV-B+C/7/1500-FM
Ordering number (Remote signal monitoring)	2P:122059	2P:122061 3P:122071	2P:122063 3P:122073	2P:122065 3P:122075	2P:122067 3P:122077	2P:122069 3P:122079	3P:122081

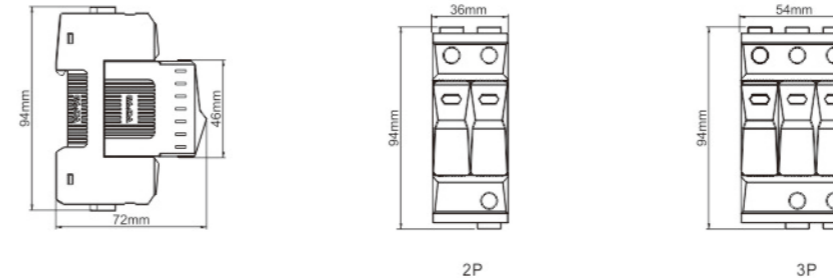
Type	G2040PV-B+C/7/300 Module	G2040PV-B+C/7/500 Module	G2040PV-B+C/7/600 Module	G2040PV-B+C/7/800 Module	G2040PV-B+C/7/1000 Module	G2040PV-B+C/7/1200 Module	G2040PV-B+C/7/1500 Module
Ordering number	122082	2P:122083 3P:124467	2P:122084 3P:124468	2P:122085 3P:124469	2P:122086 3P:124470	2P:122087 3P:124471	122088
Max. PV voltage (d.c.) (Ucpv)	300V	500V	600V	800V	1000V	1200V	1500V
Nominal discharge current (8/20 μs) (In)	20kA						
Max. discharge current (8/20 μs) (Imax)	40kA						
Lightning impulse current (10/350 μs) (Iimp)	7kA						
Voltage protection level (Up)	≤1.5kV	≤2.5kV	≤2.5kV	≤3.2kV	≤4.0kV	≤4.0kV	≤4.5kV

G2040PV-B+C/7 Type1+2 PV Surge Protective Devices

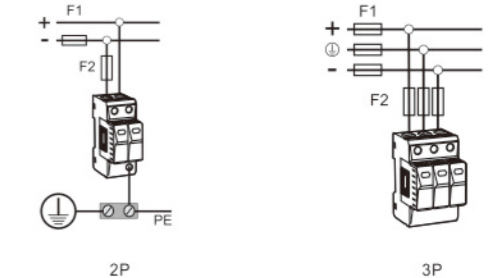
- Innovative tripping and breaking technology
- Pressing the contacts on both sides of the module can be easily plugged and unplugged, and can be replaced without interrupting the system operation
- Scan the QR code on the base to check the date of manufacture, test data, etc.



Dimension drawing



Standard wiring



OEM ODM Service



After choosing your product appearance, we can design your exclusive printing for you

Your LOGO
Your Type
Your Parameter

Parameter customization



Label customization



We can also package your products, including product inner packaging, and labels outer packaging.



Your LOGO
Your Type
Your Parameter

Packaging customization

Optional appearance

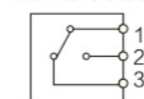


For more appearance, please consult the sales staff.

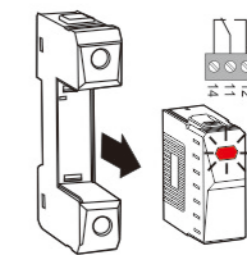
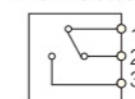
Free choice of color matching: Red Green Black Yellow Blue Gray White Orange

Remote signal terminal

Normal status

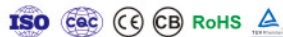


Alarm status



G2040PV-B+C/12.5 Type1+2 PV Surge Protective Devices

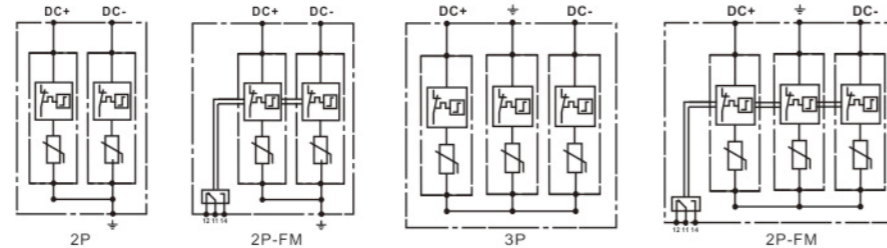
- Innovative tripping and breaking technology
- Pressing the contacts on both sides of the module can be easily plugged and unplugged, and can be replaced without interrupting the system operation
- Scan the QR code on the base to check the date of manufacture, test data, etc.



Temperature compensation



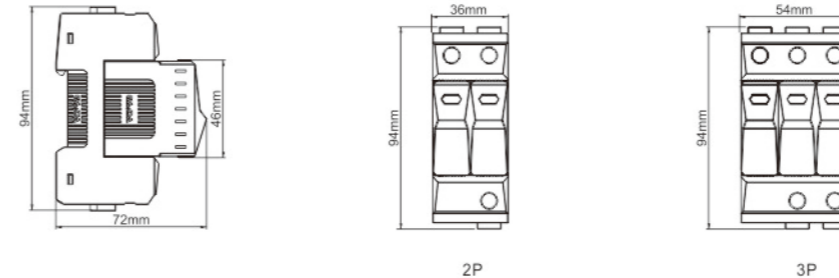
Basic circuit diagram



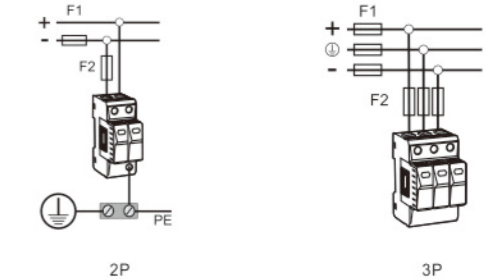
G2040PV-B+C/12.5 Type1+2 PV Surge Protective Devices

- Innovative tripping and breaking technology
- Pressing the contacts on both sides of the module can be easily plugged and unplugged, and can be replaced without interrupting the system operation
- Scan the QR code on the base to check the date of manufacture, test data, etc.

Dimension drawing



Standard wiring



Type	G2040PV-B+C/12.5						
SPD according to EN 61643-31 / IEC 61643-31	Type 1+2/Class I + II/T1+T2						
Max. PV voltage (d.c.) (Ucpv)	300V dc	500V dc	600V dc	800V dc	1000V dc	1200V dc	1500V dc
Nominal discharge current (8/20 μs) (In)	20kA						
Max. discharge current (8/20 μs) (Imax)	40kA						
Lightning impulse current (10/350 μs) (Iimp)	12.5kA						
Total lightning current(10/350 μs) L1/N→PE (Iimp) total	2P:25kA,3P:37.5kA						
Voltage protection level (Up)	≤1.5kV	≤2.5kV	≤2.5kV	≤3.2kV	≤4.0kV	≤4.0kV	≤4.5kV
Response time (tA)	25ns						
Operating temperature range (Tu)	-40 °C ... +80 °C						
Operating state / fault indication	Green:normal Red:invalid						
Number of ports	1						
For mounting on	35 mm DIN rails acc. to EN 60715						
Place of installation	indoor installation						
Degree of protection	IP20						
Approvals	CE,ROHS,CQC						
Weight	2P:240g,3P:360g						

Type	G2040PV-B+C/12.5/300	G2040PV-B+C/12.5/500	G2040PV-B+C/12.5/600	G2040PV-B+C/12.5/800	G2040PV-B+C/12.5/1000	G2040PV-B+C/12.5/1200	G2040PV-B+C/12.5/1500
Ordering number	2P:122089	2P:122091 3P:122101	2P:122093 3P:122103	2P:122095 3P:122105	2P:122097 3P:122107	2P:122099 3P:122109	3P:122111
Type(Remote signal monitoring)	G2040PV-B+C/12.5/300-FM	G2040PV-B+C/12.5/500-FM	G2040PV-B+C/12.5/600-FM	G2040PV-B+C/12.5/800-FM	G2040PV-B+C/12.5/1000-FM	G2040PV-B+C/12.5/1200-FM	G2040PV-B+C/12.5/1500-FM
Ordering number (Remote signal monitoring)	2P:122090	2P:122092 3P:122102	2P:122094 3P:122104	2P:122096 3P:122106	2P:122098 3P:122108	2P:122100 3P:122110	3P:122112

Type	G2040PV-B+C/12.5/300 Module	G2040PV-B+C/12.5/500 Module	G2040PV-B+C/12.5/600 Module	G2040PV-B+C/12.5/800 Module	G2040PV-B+C/12.5/1000 Module	G2040PV-B+C/12.5/1200 Module	G2040PV-B+C/12.5/1500 Module
Ordering number	122113	2P:122114 3P:124472	2P:122115 3P:124473	2P:122116 3P:124474	2P:122117 3P:124475	2P:122118 3P:124476	122119
Max. PV voltage (d.c.) (Ucpv)	300V	500V	600V	800V	1000V	1200V	1500V
Nominal discharge current (8/20 μs) (In)	20kA						
Max. discharge current (8/20 μs) (Imax)	40kA						
Lightning impulse current (10/350 μs) (Iimp)	12.5kA						
Voltage protection level (Up)	≤1.5kV	≤2.5kV	≤2.5kV	≤3.2kV	≤4.0kV	≤4.0kV	≤4.5kV

OEM ODM Service



After choosing your product appearance, we can design your exclusive printing for you

Your LOGO
Your Type
Your Parameter

Parameter customization



YOUR LOGO

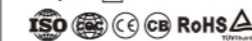
Surge Protective Device

G2040PV/1000-2P

Code:122778

Uc:280V Imax:40kA

X2 pcs



YOUR COMPANY NAME

Label customization



We can also package your products, including product inner packaging, and labels outer packaging.



Your LOGO
Your Type
Your Parameter

Packaging customization

Optional appearance

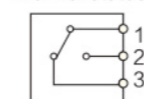


For more appearance, please consult the sales staff.

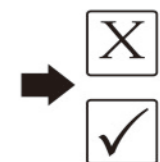
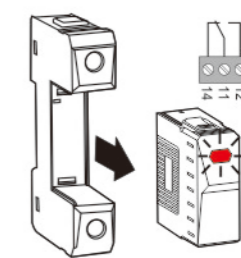
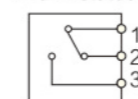
Free choice of color matching: ■ Red ■ Green ■ Black ■ Yellow ■ Blue ■ Gray ■ White ■ Orange

Remote signal terminal

Normal status

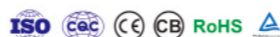


Alarm status



G2040PV Type 2 PV Surge Protective Devices

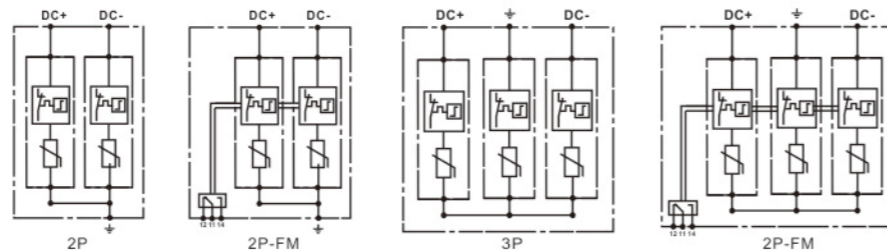
- Innovative tripping and breaking technology
- Pressing the contacts on both sides of the module can be easily plugged and unplugged, and can be replaced without interrupting the system operation
- Scan the QR code on the base to check the date of manufacture, test data, etc.



Temperature compensation



Basic circuit diagram



Type	G2040PV						
SPD according to EN 61643-31 / IEC 61643-31	Type 2/Class II/T2						
Max. PV voltage (d.c.) (Ucpv)	300V dc	500V dc	600V dc	800V dc	1000V dc	1200V dc	1500V dc
Nominal discharge current (8/20 μs) (In)	20kA						
Max. discharge current (8/20 μs) (Imax)	40kA						
Total lighting current(8/20 μs) DC+,DC-→PE (Imax) Itotal	2P:80kA,3P:120kA						
Voltage protection level (Up)	≤1.5kV	≤2.5kV	≤2.5kV	≤3.2kV	≤4.0kV	≤4.0kV	≤4.5kV
Response time (tA)	25ns						
Operating temperature range (TU)	-40 °C ... +80 °C						
Operating state / fault indication	Green:normal Red:invalid						
Number of ports	1						
For mounting on	35 mm DIN rails acc. to EN 60715						
Place of installation	indoor installation						
Degree of protection	IP20						
Approvals	TUV,CE,ROHS,CQC						
Weight	2P:240g,3P:360g						

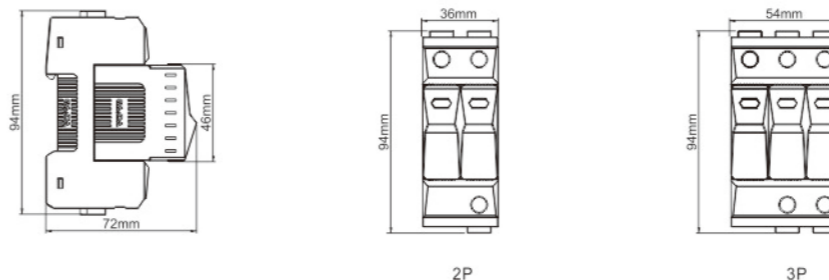
Type	G2040PV/300	G2040PV/500	G2040PV/600	G2040PV/800	G2040PV/1000	G2040PV/1200	G2040PV/1500
Ordering number	2P:122120	2P:122122 3P:122132	2P:122124 3P:122134	2P:122126 3P:122136	2P:122128 3P:122138	2P:122130 3P:122140	3P:122142
Type(Remote signal monitoring)	G2040PV/300-FM	G2040PV/500-FM	G2040PV/600-FM	G2040PV/800-FM	G2040PV/1000-FM	G2040PV/1200-FM	G2040PV/1500-FM
Ordering number (Remote signal monitoring)	2P:122121	2P:122123 3P:122133	2P:122125 3P:122135	2P:122127 3P:122137	2P:122129 3P:122139	2P:122131 3P:122141	3P:122143

Type	G2040PV/300-Module	G2040PV/500-Module	G2040PV/600-Module	G2040PV/800-Module	G2040PV/1000-Module	G2040PV/1200-Module	G2040PV/1500-Module
Ordering number	122144	2P:122145 3P:124477	2P:122146 3P:124478	2P:122147 3P:124479	2P:122148 3P:124480	2P:122149 3P:124481	122150
Max. PV voltage (d.c.) (Ucpv)	300V	500V	600V	800V	1000V	1200V	1500V
Nominal discharge current (8/20 μs) (In)	20kA						
Max. discharge current (8/20 μs) (Imax)	40kA						
Voltage protection level (Up)	≤1.5kV	≤2.5kV	≤2.5kV	≤3.2kV	≤4.0kV	≤4.0kV	≤4.5kV

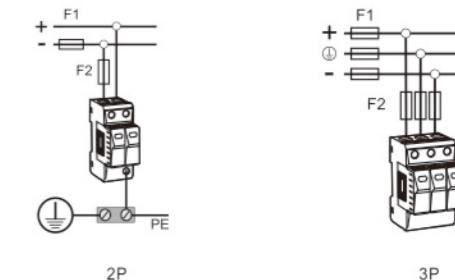
G2040PV Type 2 PV Surge Protective Devices

- Innovative tripping and breaking technology
- Pressing the contacts on both sides of the module can be easily plugged and unplugged, and can be replaced without interrupting the system operation
- Scan the QR code on the base to check the date of manufacture, test data, etc.

Dimension drawing



Standard wiring



OEM ODM Service




After choosing your product appearance, we can design your exclusive printing for you

Your LOGO
Your Type
Your Parameter

Parameter customization



Label customization



Packaging customization

We can also package your products, including product inner packaging, and labels outer packaging.

Optional appearance

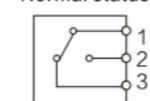


For more appearance, please consult the sales staff.

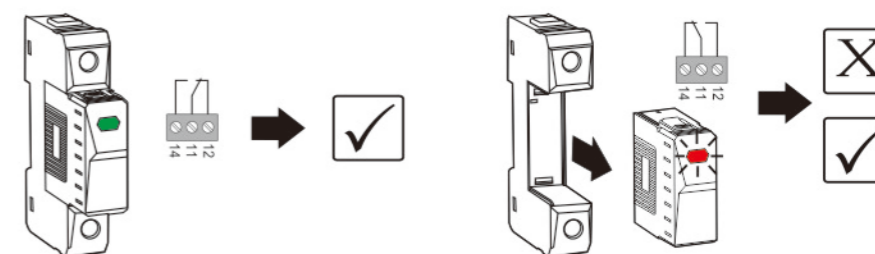
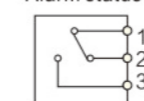
Free choice of color matching: ■ Red ■ Green ■ Black ■ Yellow ■ Blue ■ Gray ■ White ■ Orange

Remote signal terminal

Normal status



Alarm status





G2015PV-B+C Type1+2 PV Surge Protective Devices

- Innovative tripping and breaking technology
- Pressing the contacts on both sides of the module can be easily plugged and unplugged, and can be replaced without interrupting the system operation
- Scan the QR code on the base to check the date of manufacture, test data, etc.

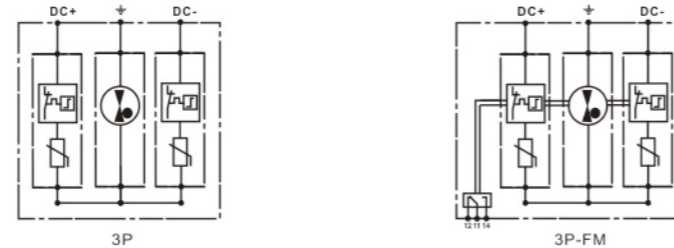
G2015PV-B+C Type1+2 PV Surge Protective Devices

- Innovative tripping and breaking technology
- Pressing the contacts on both sides of the module can be easily plugged and unplugged, and can be replaced without interrupting the system operation
- Scan the QR code on the base to check the date of manufacture, test data, etc.

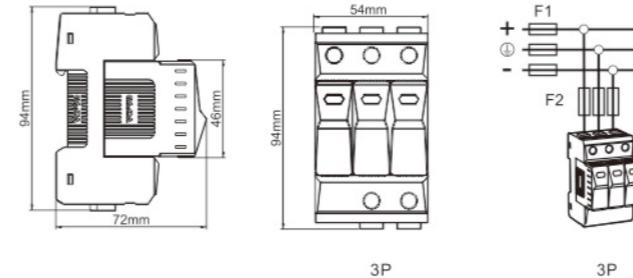
Temperature compensation



Basic circuit diagram



Dimension drawing



GDT Module Order code

Type	G2015PV-B+C/500 GDT Module	G2015PV-B+C/600 GDT Module	G2015PV-B+C/800 GDT Module	G2015PV-B+C/1000 GDT Module	G2015PV-B+C/1200 GDT Module	G2015PV-B+C/1500 GDT Module
Ordering number	4.5kA:122164 6.5kA:122188 7kA:122212 12.5kA:122236	4.5kA:122166 6.5kA:122190 7kA:122214 12.5kA:122238	4.5kA:122168 6.5kA:122192 7kA:122216 12.5kA:122240	4.5kA:122170 6.5kA:122194 7kA:122218 12.5kA:122242	4.5kA:122172 6.5kA:122196 7kA:122220 12.5kA:122244	4.5kA:122174 6.5kA:122198 7kA:122222 12.5kA:122246
Max. PV voltage (d.c.) (Ucpv)	500V	600V	800V	1000V	1200V	1500V
Nominal discharge current (8/20 μs) (In)	15kA					
Max. discharge current (8/20 μs) (Imax)	40kA					
Lightning impulse current (10/350 μs) (Iimp)	12.5kA					
Voltage protection level (Up)	≤2.5kV	≤3.4kV	≤3.6kV	≤4.5kV	≤4.5kV	≤5.4kV

Type	G2015PV-B+C/(4.5/6.5/7/12.5)					
SPD according to EN 61643-31 / IEC 61643-31	Type 1+2/Class I + II/T1+T2					
Max. PV voltage (d.c.) (Ucpv)	500V dc	600V dc	800V dc	1000V dc	1200V dc	1500V dc
Nominal discharge current (8/20 μs) (DC+,DC- →PE/DC+→DC-)(In)	15kA					
Max. discharge current (8/20 μs) (DC+,DC- →PE/DC+→DC-)(Imax)	40kA					
Lightning impulse current (10/350 μs) (DC+,DC- →PE/DC+→DC-)(Iimp)	4.5/6.5/7/12.5kA					
Total lightning current(10/350 μs) L1/N→PE (Iimp) Itotal	3P:13.5/19. 5/21/37. 5kA					
Voltage protection level (DC+,DC- →PE/DC+→DC-)(Up)	≤2.5/2.5kV	≤2.5/3.4kV	≤3.2/3.6kV	≤4.0/4.5kV	≤4.0/4.5kV	≤4.5/5.4kV
Response time (DC+,DC- /PE)(tA)	25/100ns					
Operating temperature range (Tu)	-40 °C ... +80 °C					
Operating state / fault indication	Green:normal Red:invalid					
Number of ports	1					
For mounting on	35 mm DIN rails acc. to EN 60715					
Place of installation	indoor installation					
Degree of protection	IP20					
Approvals	CE,ROHS,CQC					
Weight	2P:240g,3P:360g					

Type	G2015PV-B+C/500-3P	G2015PV-B+C/600-3P	G2015PV-B+C/800-3P	G2015PV-B+C/1000-3P	G2015PV-B+C/1200-3P	G2015PV-B+C/1500-3P
Ordering number	4.5kA:122151 6.5kA:122175 7kA:122199 12.5kA:122223	4.5kA:122153 6.5kA:122177 7kA:122201 12.5kA:122225	4.5kA:122155 6.5kA:122179 7kA:122203 12.5kA:122227	4.5kA:122157 6.5kA:122181 7kA:122205 12.5kA:122229	4.5kA:122159 6.5kA:122183 7kA:122207 12.5kA:122231	4.5kA:122161 6.5kA:122185 7kA:122209 12.5kA:122233
Type(Remote signal monitoring)	G2015PV-B+C/500-3P-FM	G2015PV-B+C/600-3P-FM	G2015PV-B+C/800-3P-FM	G2015PV-B+C/1000-3P-FM	G2015PV-B+C/1200-3P-FM	G2015PV-B+C/1500-3P-FM
Ordering number (Remote signal monitoring)	4.5kA:122152 6.5kA:122176 7kA:122200 12.5kA:122224	4.5kA:122154 6.5kA:122178 7kA:122202 12.5kA:122226	4.5kA:122156 6.5kA:122180 7kA:122204 12.5kA:122228	4.5kA:122158 6.5kA:122182 7kA:122206 12.5kA:122230	4.5kA:122160 6.5kA:122184 7kA:122208 12.5kA:122232	4.5kA:122162 6.5kA:122186 7kA:122210 12.5kA:122234

Type	G2015PV-B+C/500 Module	G2015PV-B+C/600 Module	G2015PV-B+C/800 Module	G2015PV-B+C/1000 Module	G2015PV-B+C/1200 Module	G2015PV-B+C/1500 Module
Ordering number	4.5kA:122163, 6.5kA:122187 7kA:122211, 12.5kA:122235	4.5kA:122165, 6.5kA:122189 7kA:122213, 12.5kA:122237	4.5kA:122167, 6.5kA:122191 7kA:122215, 12.5kA:122239	4.5kA:122169, 6.5kA:122193 7kA:122217, 12.5kA:122241	4.5kA:122171, 6.5kA:122195 7kA:122219, 12.5kA:122243	4.5kA:122173, 6.5kA:122197 7kA:122221, 12.5kA:122245
Max. PV voltage (d.c.) (Ucpv)	500V	600V	800V	1000V	1200V	1500V
Nominal discharge current (8/20 μs) (In)	15kA					
Max. discharge current (8/20 μs) (Imax)	40kA					
Lightning impulse current (10/350 μs) (Iimp)	4.5/6.5/7/12.5kA					
Voltage protection level (Up)	≤2.5kV	≤2.5kV	≤3.2kV	≤4.0kV	≤4.0kV	≤4.5kV

OEM ODM Service




After choosing your product appearance, we can design your exclusive printing for you

Your LOGO
Your Type
Your Parameter

Parameter customization



Label customization



Packaging customization

We can also package your products, including product inner packaging, and labels outer packaging.

Your LOGO
Your Type
Your Parameter

Optional appearance

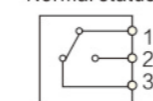


For more appearance, please consult the sales staff.

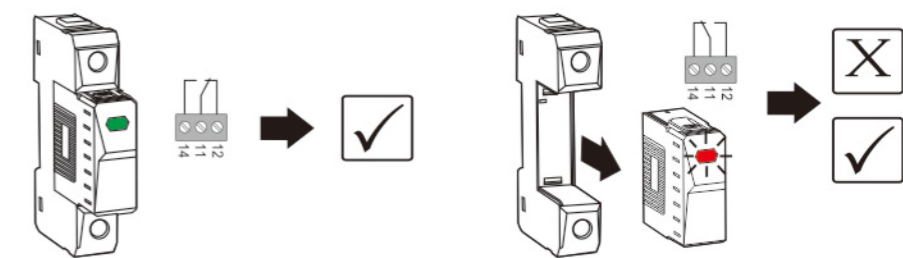
Free choice of color matching: ■ Red ■ Green ■ Black ■ Yellow ■ Blue ■ Gray ■ White ■ Orange

Remote signal terminal

Normal status



Alarm status




G20-B+C/7-15/30 Type1+2 Surge Protective Devices

- Innovative tripping and breaking technology
- Pressing the contacts on both sides of the module can be easily plugged and unplugged, and can be replaced without interrupting the system operation
- Scan the QR code on the base to check the date of manufacture, test data, etc.



Temperature compensation



Type	G20-B+C/7-15-1+NPE	G20-B+C/7-15-1+NPE	G20-B+C/7-30-1+NPE	G20-B+C/7-30-1+NPE
SPD according to EN 61643-31 / IEC 61643-31	Type 1+2/Class I + II/T1+T2			
Max. continuous operating voltage (a.c.) [L-PE] (Uc)	280/320/385/440/600V		280/320/385/440/600V	
Max. continuous operating voltage (a.c.) [N-PE] (Uc)	255V		255V	
Nominal discharge current (8/20 μs) [L-PE]/[N-PE] (In)	30/25kA		30/30kA	
Max. discharge current (8/20 μs) [L-PE]/[N-PE] (Imax)	50/50kA		50/60kA	
Lightning impulse current (10/350 μs) [L-PE]/[N-PE] (Iimp)	7/15kA		7/30kA	
Voltage protection level [L-PE] (Up)	≤1.4/1.6/1.8/2.0/2.5kV		≤1.4/1.6/1.8/2.0/2.5kV	
Voltage protection level [N-PE] (Up)	≤1.5kV		≤1.5kV	
Response time [L-PE]/[N-PE] (tA)	25/100ns			
Operating temperature range (Tu)	-40 °C ... +80 °C			
Operating state / fault indication	Green:normal Red:invalid			
Number of ports	1			
For mounting on	35 mm DIN rails acc. to EN 60715			
Place of installation	indoor installation			
Degree of protection	IP20			
Approvals	CE,ROHS,CQC			
Weight	2P:240g,4P:480g			

Type	G20-B+C/7-15-1+NPE	G20-B+C/7-15-3+NPE	G20-B+C/7-30-1+NPE	G20-B+C/7-30-3+NPE
Ordering number	280V:122247 320V:124482 385V:122251 440V:124484 600V:124486	280V:122249 320V:124483 385V:122253 440V:124485 600V:124487	280V:122255 320V:124494 385V:122259 440V:124496 600V:124498	280V:122257 320V:124495 385V:122261 440V:124497 600V:124499
Type(Remote signal monitoring)	G20-B+C/7-15-1+NPE-FM	G20-B+C/7-15-3+NPE-FM	G20-B+C/7-30-1+NPE-FM	G20-B+C/7-30-3+NPE-FM
Ordering number (Remote signal monitoring)	280V:122248 320V:124488 385V:122252 440V:124490 600V:124492	280V:122250 320V:124489 385V:122254 440V:124491 600V:124493	280V:122256 320V:124500 385V:122260 440V:124502 600V:124504	280V:122258 320V:124501 385V:122262 440V:124503 600V:124505

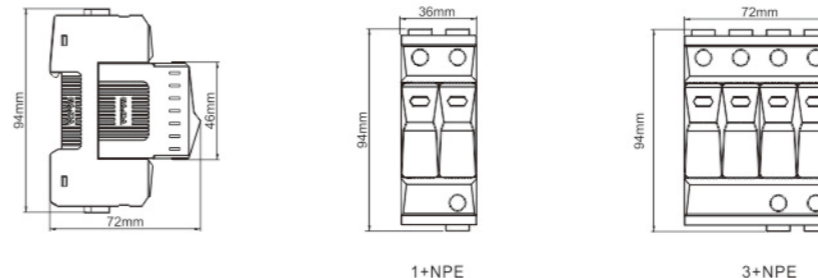
Type	G20-B+C/7/280 Module	G20-B+C/7/320 Module	G20-B+C/7/385 Module	G20-B+C/7/440 Module	G20-B+C/7/600 Module	G30-B+C/15-NPE Module	G30-B+C/30-NPE Module
Ordering number	121774	121775	121776	121777	121778	124506	124507
Max. PV voltage (d.c.) (Ucpv)	280V	320V	385V	440V	600V	255V	255V
Nominal discharge current (8/20 μs) (In)			30kA			25kA	30kA
Max. discharge current (8/20 μs) (Imax)			50kA			50kA	60kA
Lightning impulse current (10/350 μs) (Iimp)			7kA			15kA	30kA
Voltage protection level (Up)	≤1.4kV	≤1.6kV	≤1.8kV	≤2.0kV	≤2.5kV	≤1.5kV	≤1.5kV

G20-B+C/7-15/30 Type1+2 Surge Protective Devices

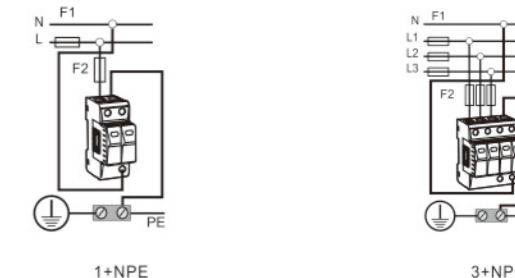
- Innovative tripping and breaking technology
- Pressing the contacts on both sides of the module can be easily plugged and unplugged, and can be replaced without interrupting the system operation
- Scan the QR code on the base to check the date of manufacture, test data, etc.



Dimension drawing



Standard wiring



OEM ODM Service



After choosing your product appearance, we can design your exclusive printing for you

Your LOGO
Your Type
Your Parameter

Parameter customization



YOUR LOGO

Surge Protective Device

G2040PV/1000-2P

Code:122778

Uc:280V Imax:40kA

X2 pcs

ISO CQC CE CB RoHS

YOUR COMPANY NAME

Label customization



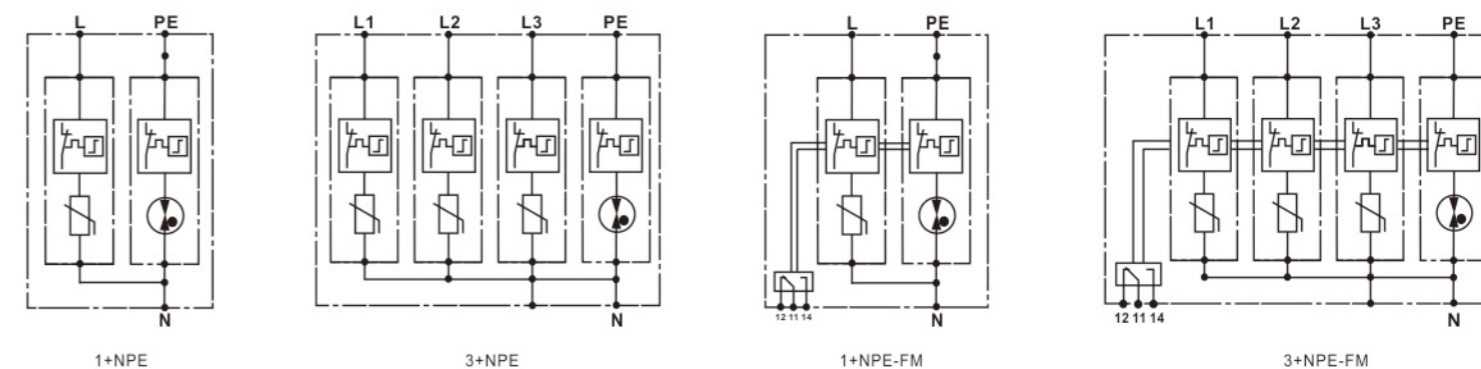
We can also package your products, including product inner packaging, and labels outer packaging.



Your LOGO
Your Type
Your Parameter

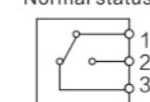
Packaging customization

Basic circuit diagram

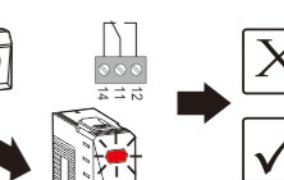
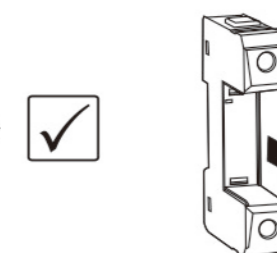


Remote signal terminal

Normal status



Alarm status



G30-B+C/12.5-25/50 Type1+2 Surge Protective Devices

- Innovative tripping and breaking technology
- Pressing the contacts on both sides of the module can be easily plugged and unplugged, and can be replaced without interrupting the system operation
- Scan the QR code on the base to check the date of manufacture, test data, etc.



Temperature compensation



Type	G30-B+C/12.5-25-1+NPE	G30-B+C/12.5-25-3+NPE	G30-B+C/12.5-50-1+NPE	G30-B+C/12.5-50-3+NPE
SPD according to EN 61643-31 / IEC 61643-31	Type 1+2/Class I + II/T1+T2			
Max. continuous operating voltage (a.c.) [L-PE] (Uc)	280/320/385/440/600V		280/320/385/440/600V	
Max. continuous operating voltage (a.c.) [N-PE] (Uc)	255V		255V	
Nominal discharge current (8/20 μs) [L-PE]/[N-PE] (In)	30/25kA		30/50kA	
Max. discharge current (8/20 μs) [L-PE]/[N-PE] (Imax)	60/50kA		60/100kA	
Lightning impulse current (10/350 μs) [L-PE]/[N-PE] (Iimp)	12.5/25kA		12.5/50kA	
Voltage protection level [L-PE] (Up)	≤1.5/1.6/1.8/2.0/2.5kV		≤1.5/1.6/1.8/2.0/2.5kV	
Voltage protection level [N-PE] (Up)	≤1.5kV		≤1.5kV	
Response time [L-PE]/[N-PE] (tA)	25/100ns			
Operating temperature range (Tu)	-40 °C ... +80 °C			
Operating state / fault indication	Green:normal Red:invalid			
Number of ports	1			
For mounting on	35 mm DIN rails acc. to EN 60715			
Place of installation	indoor installation			
Degree of protection	IP20			
Approvals	CE,ROHS,CQC			
Weight	2P:260g,4P:520g			

Type	G30-B+C/12.5-25-1+NPE	G30-B+C/12.5-25-3+NPE	G30-B+C/12.5-50-1+NPE	G30-B+C/12.5-50-3+NPE
Ordering number	280V:122263 320V:124508 385V:122267 440V:124510 600V:124512	280V:122265 320V:124509 385V:122269 440V:124511 600V:124513	280V:122271 320V:124520 385V:122275 440V:124522 600V:124524	280V:122273 320V:124521 385V:122277 440V:124523 600V:124525
Type(Remote signal monitoring)	G30-B+C/12.5-25-1+NPE-FM	G30-B+C/12.5-25-3+NPE-FM	G30-B+C/12.5-50-1+NPE-FM	G30-B+C/12.5-50-3+NPE-FM
Ordering number (Remote signal monitoring)	280V:122264 320V:124514 385V:122268 440V:124516 600V:124518	280V:122266 320V:124515 385V:122270 440V:124517 600V:124519	280V:122272 320V:124526 385V:122276 440V:124528 600V:124530	280V:122274 320V:124527 385V:122278 440V:124529 600V:124531

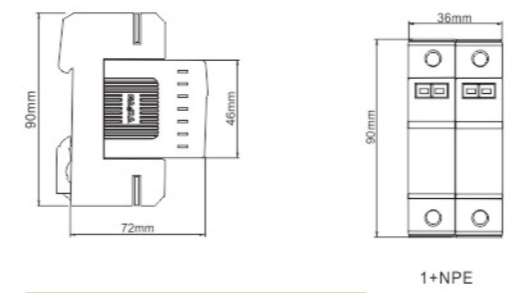
Type	G30-B+C/12.5/280 Module	G30-B+C/12.5/320 Module	G30-B+C/12.5/385 Module	G30-B+C/12.5/440 Module	G30-B+C/12.5/600 Module	G30-B+C/25-NPE Module	G30-B+C/50-NPE Module
Ordering number	121828	121829	121830	121831	121832	124532	122279
Max. PV voltage (d.c.) (Ucpv)	280V	320V	385V	440V	600V	255V	255V
Nominal discharge current (8/20 μs) (In)			30kA			25kA	50kA
Max. discharge current (8/20 μs) (Imax)			60kA			50kA	100kA
Lightning impulse current (10/350 μs) (Iimp)			12.5kA			25kA	50kA
Voltage protection level (Up)	≤1.5kV	≤1.6kV	≤1.8kV	≤2.0kV	≤2.5kV	≤1.5kV	≤1.5kV

G30-B+C/12.5-25/50 Type1+2 Surge Protective Devices

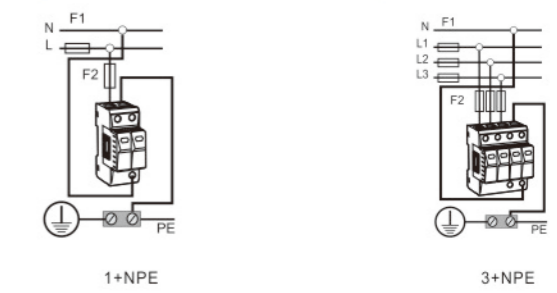
- Innovative tripping and breaking technology
- Pressing the contacts on both sides of the module can be easily plugged and unplugged, and can be replaced without interrupting the system operation
- Scan the QR code on the base to check the date of manufacture, test data, etc.



Dimension drawing



Standard wiring



OEM ODM Service



After choosing your product appearance, we can design your exclusive printing for you

Your LOGO
Your Type
Your Parameter


Parameter customization

YOUR LOGO
Surge Protective Device
G2040PV/1000-2P
Code:122778
Uc:280V Imax:40kA
X2 pcs

ISO CQC CE CB RoHS

YOUR COMPANY NAME

Label customization

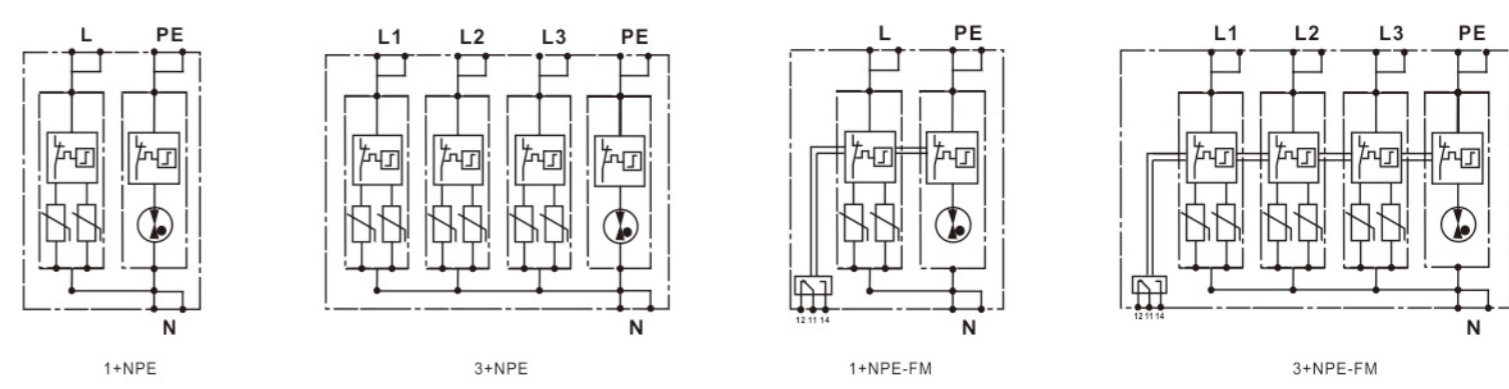


We can also package your products, including product inner packaging, and labels outer packaging.

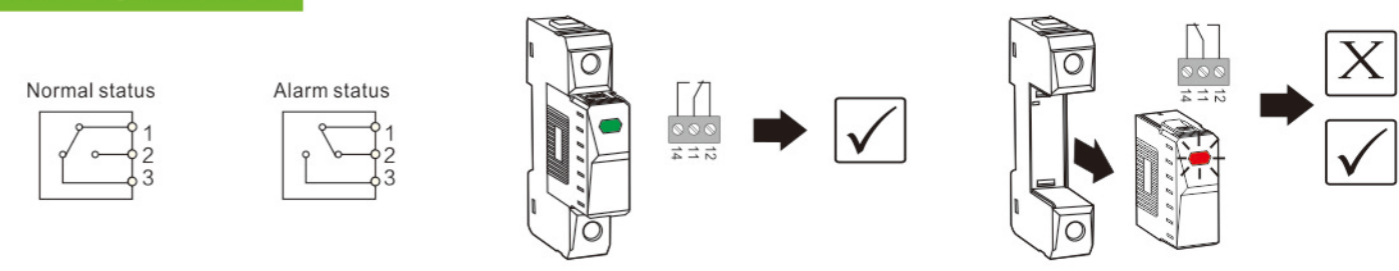
Your LOGO
Your Type
Your Parameter

Packaging customization

Basic circuit diagram



Remote signal terminal



G30-B+C/25-50/100 Type1+2 Surge Protective Devices

- Innovative tripping and breaking technology
- Pressing the contacts on both sides of the module can be easily plugged and unplugged, and can be replaced without interrupting the system operation
- Scan the QR code on the base to check the date of manufacture, test data, etc.



Temperature compensation



Type	G30-B+C/25-50-1+NPE	G30-B+C/25-50-3+NPE	G30-B+C/25-100-1+NPE	G30-B+C/25-100-3+NPE
SPD according to EN 61643-31 / IEC 61643-31	Type 1+2/Class I + II/T1+T2			
Max. continuous operating voltage (a.c.) [L-PE] (Uc)	280/320/385/440/600V		280/320/385/440/600V	
Max. continuous operating voltage (a.c.) [N-PE] (Uc)	255V		255V	
Nominal discharge current (8/20 μs) [L-PE]/[N-PE] (In)	25/50kA		25/100kA	
Max. discharge current (8/20 μs) [L-PE]/[N-PE] (Imax)	50/100kA		50/160kA	
Lightning impulse current (10/350 μs) [L-PE]/[N-PE] (Iimp)	25/50kA		25/100kA	
Voltage protection level [L-PE] (Up)	≤1.5/1.6/1.8/2.0/2.5kV		≤1.5/1.6/1.8/2.0/2.5kV	
Voltage protection level [N-PE] (Up)	≤1.5kV		≤1.5kV	
Response time [L-PE]/[N-PE] (tA)	100ns			
Operating temperature range (Tu)	-40 °C ... +80 °C			
Operating state / fault indication	Green:normal Red:invalid			
Number of ports	1			
For mounting on	35 mm DIN rails acc. to EN 60715			
Place of installation	indoor installation			
Degree of protection	IP20			
Approvals	CE,ROHS,CQC			
Weight	2P:440g,4P:880g			

Type	G30-B+C/25-50-1+NPE	G30-B+C/25-50-3+NPE	G30-B+C/25-100-1+NPE	G30-B+C/25-100-3+NPE
Ordering number	280V:122280 320V:124533 385V:122284 440V:124535 600V:124537	280V:122282 320V:124534 385V:122286 440V:124536 600V:124538	280V:122288 320V:124545 385V:122292 440V:124547 600V:124549	280V:122290 320V:124546 385V:122294 440V:124548 600V:124550
Type(Remote signal monitoring)	G30-B+C/25-50-1+NPE-FM	G30-B+C/25-50-3+NPE-FM	G30-B+C/25-50-1+NPE-FM	G30-B+C/25-100-3+NPE-FM
Ordering number (Remote signal monitoring)	280V:122281 320V:124539 385V:122285 440V:124541 600V:124543	280V:122283 320V:124540 385V:122287 440V:124542 600V:124544	280V:122289 320V:124551 385V:122293 440V:124553 600V:124555	280V:122291 320V:124552 385V:122295 440V:124554 600V:124556

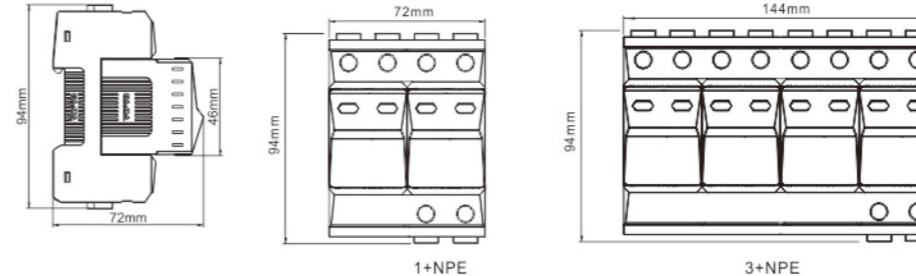
Type	G30-B+C/25/280 Module	G30-B+C/25/280 Module	G30-B+C/25/280 Module	G30-B+C/25/280 Module	G30-B+C/25/280 Module	G30-B+C/50-NPE Module	G30-B+C/100-NPE Module
Ordering number	121990	121991	121992	121993	121994	124557	122296
Max. PV voltage (d.c.) (Ucpv)	280V	320V	385V	440V	600V	255V	255V
Nominal discharge current (8/20 μs) (In)			25kA			50kA	100kA
Max. discharge current (8/20 μs) (Imax)			50kA			100kA	160kA
Lightning impulse current (10/350 μs) (Iimp)			25kA			50kA	100kA
Voltage protection level (Up)	≤1.5kV	≤1.6kV	≤1.8kV	≤2.0kV	≤2.5kV	≤1.5kV	≤1.5kV



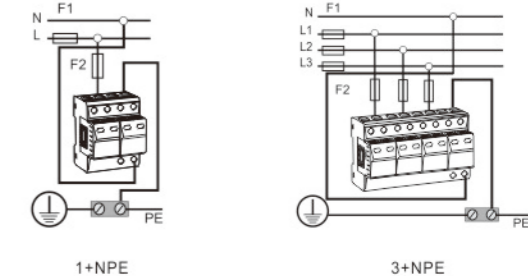
G30-B+C/25-50/100 Type1+2 Surge Protective Devices

- Innovative tripping and breaking technology
- Pressing the contacts on both sides of the module can be easily plugged and unplugged, and can be replaced without interrupting the system operation
- Scan the QR code on the base to check the date of manufacture, test data, etc.

Dimension drawing



Standard wiring



OEM ODM Service



After choosing your product appearance, we can design your exclusive printing for you

Your LOGO
Your Type
Your Parameter

Parameter customization



YOUR LOGO
Surge Protective Device
G2040PV/1000-2P
Code:122778
Uc:280V Imax:40kA
X2 pcs T2
ISO CQC CE CB RoHS
YOUR COMPANY NAME

Label customization

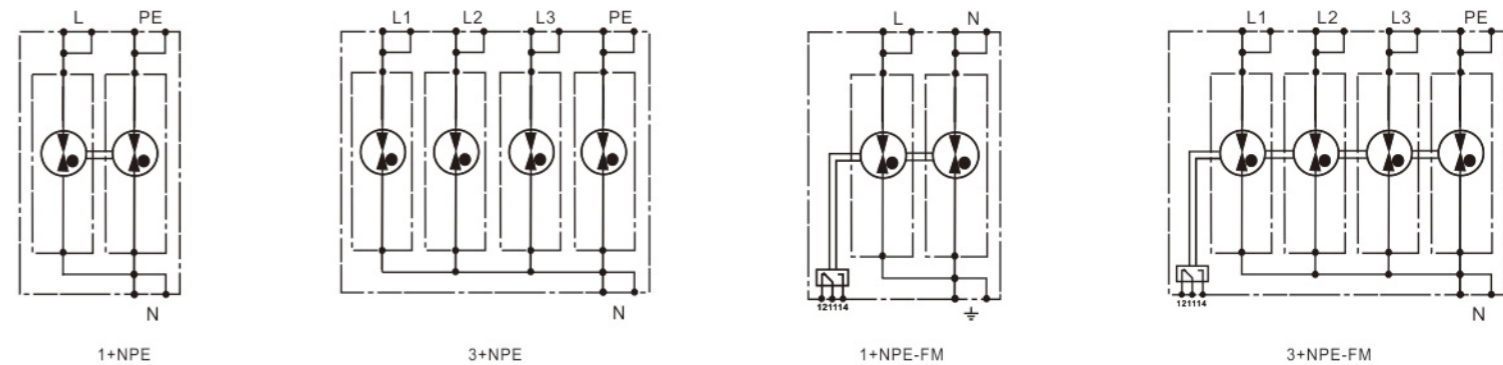


We can also package your products, including product inner packaging, and labels outer packaging.

Your LOGO
Your Type
Your Parameter

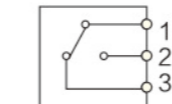
Packaging customization

Basic circuit diagram

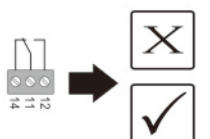
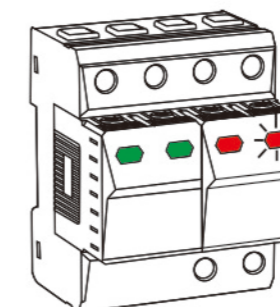
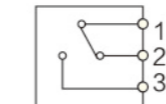


Remote signal terminal

Normal status

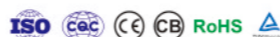


Alarm status



G2040MT/40-80/120 Type 2 Surge Protective Devices

- Innovative tripping and breaking technology
- Pressing the contacts on both sides of the module can be easily plugged and unplugged, and can be replaced without interrupting the system operation
- Scan the QR code on the base to check the date of manufacture, test data, etc.



Temperature compensation



Type	G2040MT/40-80-1+NPE	G2040MT/40-80-3+NPE	G2040MT/40-120-1+NPE	G2040MT/40-120-3+NPE
SPD according to EN 61643-31 / IEC 61643-31	Type 2/Class II/T2			
Max. continuous operating voltage (a.c.) [L-PE] (Uc)	150/280/320/385/440/600V		150/280/320/385/440/600V	
Max. continuous operating voltage (a.c.) [N-PE] (Uc)	255V		255V	
Nominal discharge current (8/20 μs) [L-PE]/[N-PE] (In)	20/40kA		20/80kA	
Max. discharge current (8/20 μs) [L-PE]/[N-PE] (Imax)	40/80kA		40/120kA	
Voltage protection level [L-PE] (Up)	≤1.0/1.3/1.4/1.6/2.2/2.5kV		≤1.0/1.3/1.4/1.6/2.2/2.5kV	
Voltage protection level [N-PE] (Up)	≤1.5kV		≤1.5kV	
Response time [L-PE]/[N-PE] (tA)	25/100ns			
Operating temperature range (Tu)	-40 °C ... +80 °C			
Operating state / fault indication	Green:normal Red:invalid			
Number of ports	1			
For mounting on	35 mm DIN rails acc. to EN 60715			
Place of installation	indoor installation			
Degree of protection	IP20			
Approvals	CE,ROHS,CQC			
Weight	2P:220g,4P:440g			

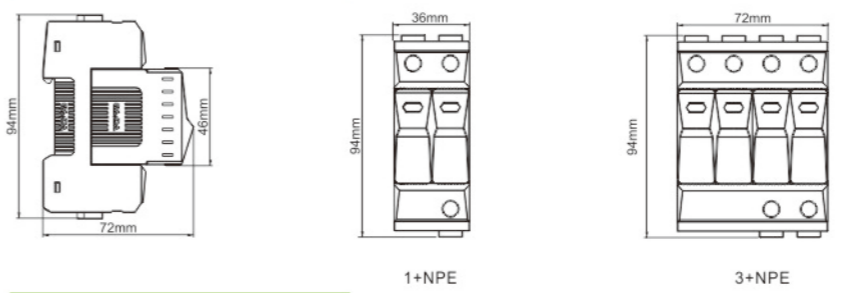
Type	G2040MT/40-120-1+NPE	G2040MT/40-120-1+NPE	G2040MT/40-80-1+NPE	G2040MT/40-80-3+NPE
Ordering number	150V:124558 280V:122305 320V:124560 385V:122309 440V:124562 600V:124564	150V:124559 280V:122307 320V:124561 385V:122311 440V:124563 600V:124565	150V:124574 280V:122313 320V:124576 385V:122317 440V:124578 600V:124580	150V:124575 280V:122315 320V:124577 385V:122319 440V:124579 600V:124581
Type(Remote signal monitoring)	G2040MT/40-120-1+NPE-FM	G2040MT/40-120-1+NPE-FM	G2040MT/40-80-1+NPE-FM	G2040MT/40-80-3+NPE-FM
Ordering number (Remote signal monitoring)	150V:124566 280V:122306 320V:124568 385V:122310 440V:124570 600V:124572	150V:124567 280V:122308 320V:124569 385V:122312 440V:124571 600V:124573	150V:124582 280V:122314 320V:124584 385V:122318 440V:124586 600V:124588	150V:124583 280V:122316 320V:124585 385V:122320 440V:124587 600V:124589

Type	G2040MT/150 Module	G2040MT/280 Module	G2040MT/320 Module	G2040MT/385 Module	G2040MT/440 Module	G2040MT/600 Module	G2080MT-NPE Module	G20120MT-NPE Module
Ordering number	120813	120814	120815	120816	120817	120818	121260	124590
Max. PV voltage (d.c.) (UcPV)	150V	280V	320V	385V	440V	600V	255V	255V
Nominal discharge current (8/20 μs) (In)	30kA						40kA	80kA
Max. discharge current (8/20 μs) (Imax)	50kA						80kA	120kA
Voltage protection level (Up)	≤1.0kV	≤1.3kV	≤1.4kV	≤1.6kV	≤2.2kV	≤2.5kV	≤1.5kV	≤1.5kV

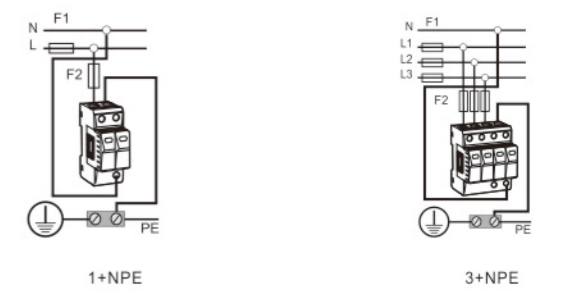
G2040MT/40-80/120 Type 2 Surge Protective Devices

- Innovative tripping and breaking technology
- Pressing the contacts on both sides of the module can be easily plugged and unplugged, and can be replaced without interrupting the system operation
- Scan the QR code on the base to check the date of manufacture, test data, etc.

Dimension drawing



Standard wiring



OEM ODM Service



After choosing your product appearance, we can design your exclusive printing for you

Your LOGO
Your Type
Your Parameter

Parameter customization

YOUR LOGO
Surge Protective Device
G2040PV/1000-2P
Code:122778
Uc:280V Imax:40kA
X2 pcs T2
ISO CQC CE CB RoHS
YOUR COMPANY NAME

Label customization

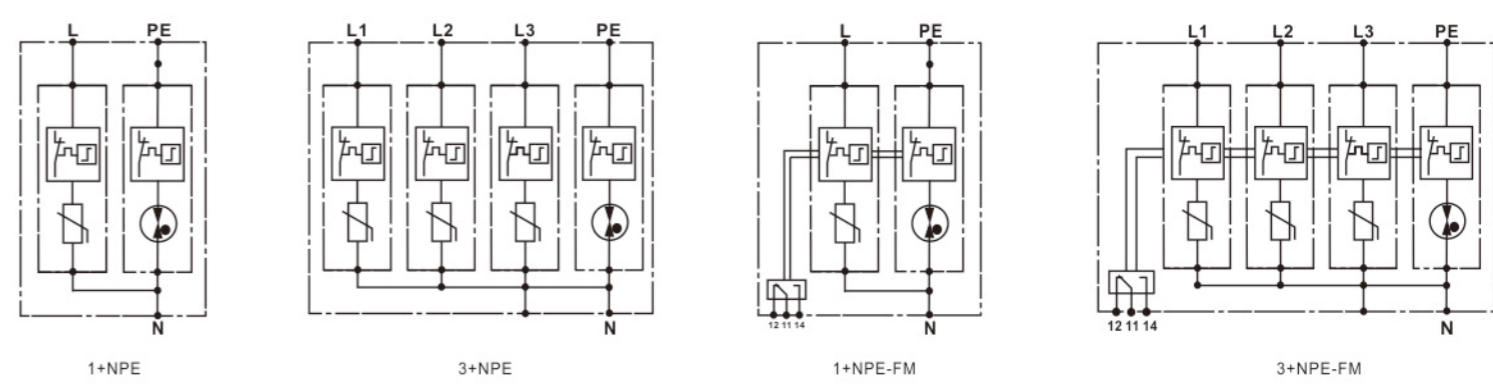


We can also package your products, including product inner packaging, and labels outer packaging.

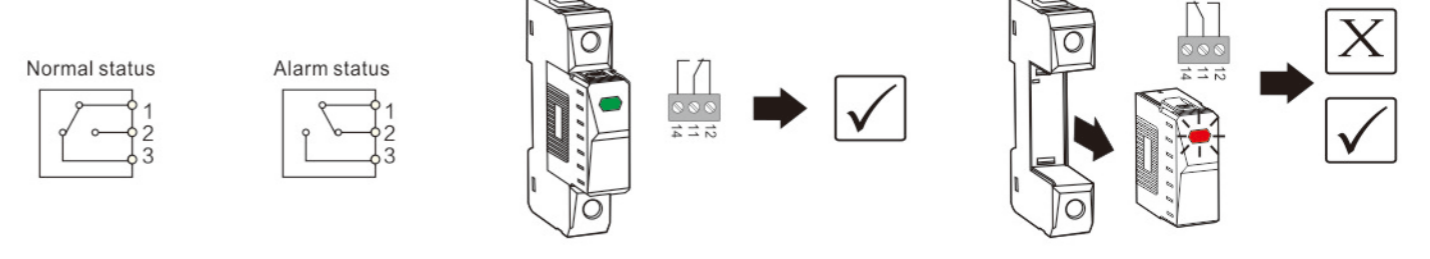
Your LOGO
Your Type
Your Parameter

Packaging customization

Basic circuit diagram



Remote signal terminal



G2040MT/40-60 Type 2 Surge Protective Devices
G2020MT/20-40 Type 2 Surge Protective Devices

- Innovative tripping and breaking technology
- Scan the QR code on the base to check the date of manufacture, test data, etc.



Temperature compensation



Type	G2040MT/40-60-1+NPE	G2040MT/40-60-3+NPE	G2020MT/20-40-1+NPE	G2020MT/20-40-3+NPE
SPD according to EN 61643-31 / IEC 61643-31	Type 2/Class II/T2			
Max. continuous operating voltage (a.c.) [L-PE] (Uc)	150/280/320/385/440/600V		150/280/320/385/440/600V	
Max. continuous operating voltage (a.c.) [N-PE] (Uc)	255V		255V	
Nominal discharge current (8/20 μs) [L-PE]/[N-PE] (In)	20/30kA		10/20kA	
Max. discharge current (8/20 μs) [L-PE]/[N-PE] (Imax)	40/60kA		20/40kA	
Voltage protection level [L-PE] (Up)	≤1.0/1.3/1.4/1.6/2.2/2.5kV		≤0.8/1.0/1.2/1.45/1.6/2.5kV	
Voltage protection level [N-PE] (Up)	≤1.5kV		≤1.5kV	
Response time [L-PE]/[N-PE] (tA)	25/100ns			
Operating temperature range (TU)	-40 °C ... +80 °C			
Operating state / fault indication	Green:normal Red:invalid			
Number of ports	1			
For mounting on	35 mm DIN rails acc. to EN 60715			
Place of installation	indoor installation			
Degree of protection	IP20			
Approvals	CE, ROHS, CQC			
Weight	2P:200g, 4P:400g			

Type	G2040MT/40-60-1+NPE	G2040MT/40-60-3+NPE	G2020MT/20-40-1+NPE	G2020MT/20-40-3+NPE
Ordering number	150V:124591 280V:122321 320V:124593 385V:122325 440V:124595 600V:124597	150V:124592 280V:122323 320V:124594 385V:122327 440V:124596 600V:124598	150V:124607 280V:122329 320V:124609 385V:122333 440V:124611 600V:124613	150V:124608 280V:122331 320V:124610 385V:122335 440V:124612 600V:124614
Type(Remote signal monitoring)	G2040MT/40-60-1+NPE-FM	G2040MT/40-60-3+NPE-FM	G2020MT/20-40-1+NPE-FM	G2020MT/20-40-3+NPE-FM
Ordering number (Remote signal monitoring)	150V:124599 280V:122322 320V:124601 385V:122326 440V:124603 600V:124605	150V:124600 280V:122324 320V:124602 385V:122328 440V:124604 600V:124606	150V:124615 280V:122330 320V:124617 385V:122334 440V:124619 600V:124621	150V:124616 280V:122332 320V:124618 385V:122336 440V:124620 600V:124622

Type	G2040MT/150 Module	G2040MT/280 Module	G2040MT/320 Module	G2040MT/385 Module	G2040MT/440 Module	G2040MT/600 Module	G2060MT-NPE Module	G2040MT-NPE Module
Ordering number	120813	120814	120815	120816	120817	120818	121071	120819
Max. PV voltage (d.c.) (Ucpv)	150V	280V	320V	385V	440V	600V	255V	255V
Nominal discharge current (8/20 μs) (In)	20kA						30kA	20kA
Max. discharge current (8/20 μs) (Imax)	40kA						60kA	40kA
Voltage protection level (Up)	≤1.0kV	≤1.3kV	≤1.4kV	≤1.6kV	≤2.2kV	≤2.5kV	≤1.5kV	≤1.5kV

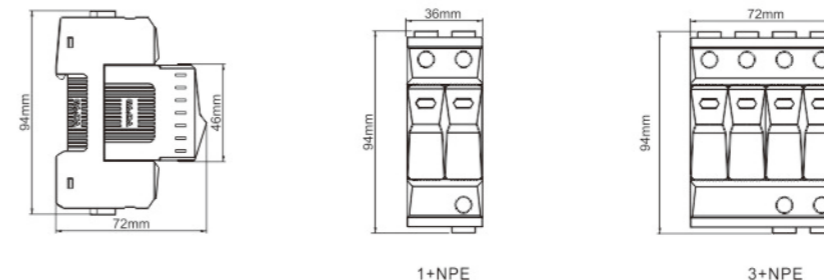


G2040MT/40-60 Type 2 Surge Protective Devices
G2020MT/20-40 Type 2 Surge Protective Devices

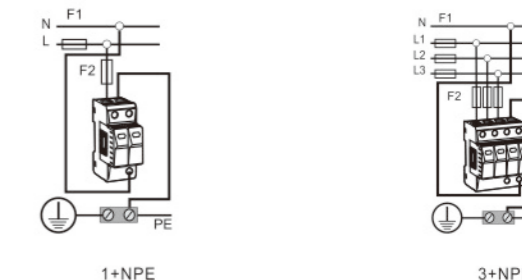
- Innovative tripping and breaking technology
- Scan the QR code on the base to check the date of manufacture, test data, etc.



Dimension drawing



Standard wiring



OEM ODM Service



After choosing your product appearance, we can design your exclusive printing for you

Your LOGO
Your Type
Your Parameter

Parameter customization



Label customization



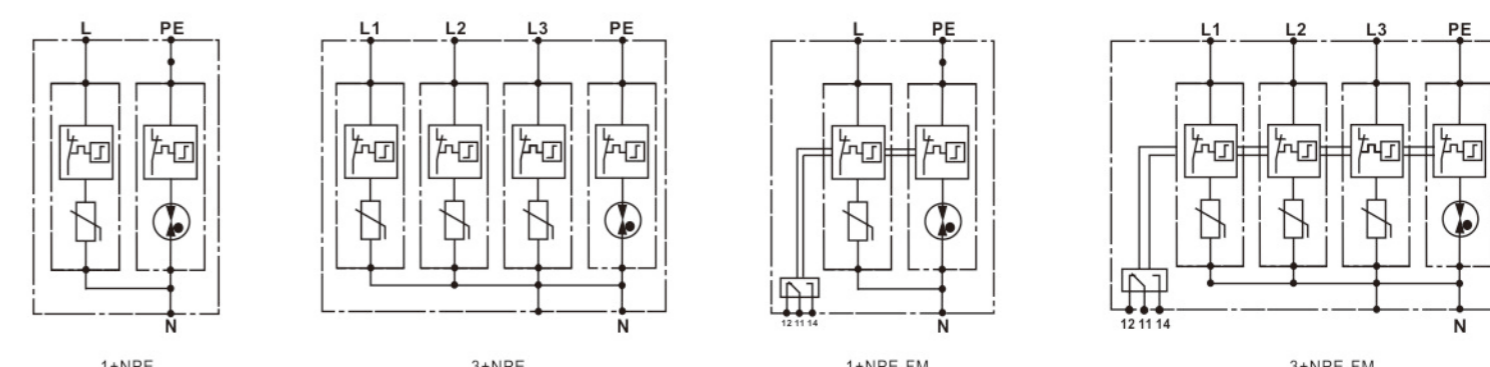
We can also package your products, including product inner packaging, and labels outer packaging.



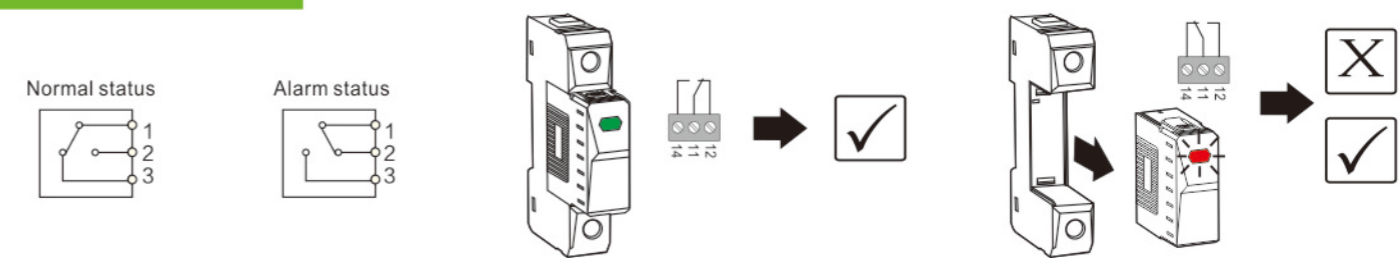
Your LOGO
Your Type
Your Parameter

Packaging customization

Basic circuit diagram



Remote signal terminal



G2015DZ/15-40 Type 2 Surge Protective Devices
G2010MT/10-20 Type 2 Surge Protective Devices

- Innovative tripping and breaking technology
- Scan the QR code on the base to check the date of manufacture, test data, etc.



Temperature compensation



Type	G2015DZ/15-40-1+NPE	G2015DZ/15-40-3+NPE	G2010MT/10-20-1+NPE	G2010MT/10-20-3+NPE
SPD according to EN 61643-31 / IEC 61643-31	Type 2/Class II/T2			
Max. continuous operating voltage (a.c.) [L-PE] (Uc)	150/280/320/385/440/600V		150/280/320/385/440/600V	
Max. continuous operating voltage (a.c.) [N-PE] (Uc)	255V		255V	
Nominal discharge current (8/20 μs) [L-PE]/[N-PE] (In)	5/20kA		5/10kA	
Max. discharge current (8/20 μs) [L-PE]/[N-PE] (Imax)	15/40kA		10/20kA	
Voltage protection level [L-PE] (Up)	≤0.7/0.8/1.0/1.2/1.6/2.0kV		≤0.7/0.8/1.0/1.2/1.6/2.0kV	
Voltage protection level [N-PE] (Up)	≤1.5kV		≤1.5kV	
Response time [L-PE]/[N-PE] (tA)	25/100ns			
Operating temperature range (TU)	-40 °C ... +80 °C			
Operating state / fault indication	Green:normal Red:invalid			
Number of ports	1			
For mounting on	35 mm DIN rails acc. to EN 60715			
Place of installation	indoor installation			
Degree of protection	IP20			
Approvals	CE,ROHS,CQC			
Weight	2P:180g,4P:360g			

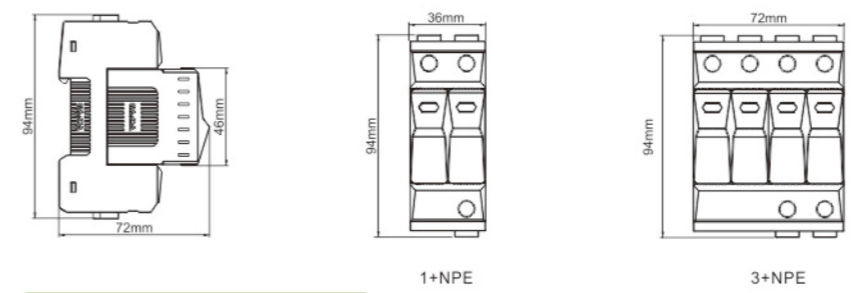
Type	G2015DZ/15-40-1+NPE	G2015DZ/15-40-3+NPE	G2010MT/10-20-1+NPE	G2010MT/10-20-3+NPE
Ordering number	150V:124623 280V:122337 320V:124625 385V:122341 440V:124627 600V:124629	150V:124624 280V:122339 320V:124626 385V:122343 440V:124628 600V:124630	150V:124639 280V:122345 320V:124641 385V:122349 440V:124643 600V:124645	150V:124640 280V:122347 320V:124642 385V:122351 440V:124644 600V:124646
Type(Remote signal monitoring)	G2015DZ/15-40-1+NPE-FM	G2015DZ/15-40-3+NPE-FM	G2010MT/10-20-1+NPE-FM	G2010MT/10-20-3+NPE-FM
Ordering number (Remote signal monitoring)	150V:124631 280V:122338 320V:124633 385V:122342 440V:124635 600V:124637	150V:124632 280V:122340 320V:124634 385V:122344 440V:124636 600V:124638	150V:124647 280V:122346 320V:124649 385V:122350 440V:124651 600V:124653	150V:124648 280V:122348 320V:124650 385V:122352 440V:124652 600V:124654

Type	G2010MT/150 Module	G2010MT/280 Module	G2010MT/320 Module	G2010MT/385 Module	G2010MT/440 Module	G2010MT/600 Module	G2040MT-NPE Module	G2020MT-NPE Module
Ordering number	120435	120436	120437	120438	120439	120440	120819	120567
Max. PV voltage (d.c.) (Ucpv)	150V	280V	320V	385V	440V	600V	255V	255V
Nominal discharge current (8/20 μs) (In)	5kA						20kA	10kA
Max. discharge current (8/20 μs) (Imax)	10kA						40kA	20kA
Voltage protection level (Up)	≤0.7kV	≤0.8kV	≤1.0kV	≤1.2kV	≤1.6kV	≤2.0kV	≤1.5kV	≤1.5kV

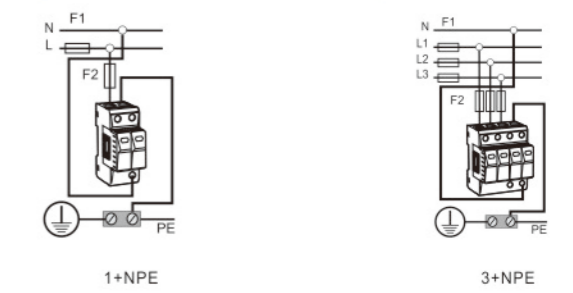
G2015DZ/15-40 Type 2 Surge Protective Devices
G2010MT/10-20 Type 2 Surge Protective Devices

- Innovative tripping and breaking technology
- Scan the QR code on the base to check the date of manufacture, test data, etc.

Dimension drawing



Standard wiring



OEM ODM Service

After choosing your product appearance, we can design your exclusive printing for you

Your LOGO
Your Type
Your Parameter

Parameter customization

YOUR LOGO

Surge Protective Device
G2040PV/1000-2P
Code:122778
Uc:280V Imax:40kA
X2 pcs

Label customization

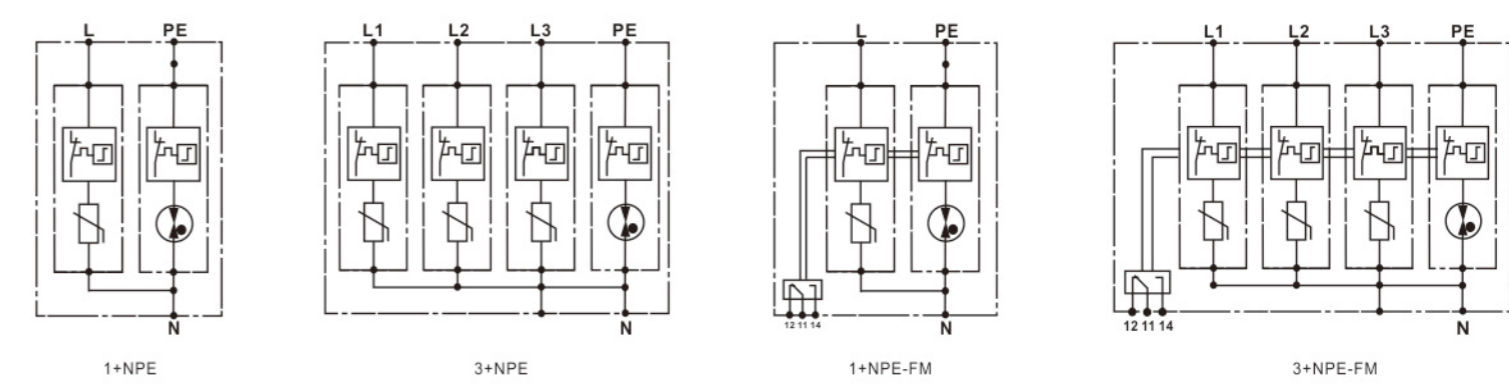
We can also package your products, including product inner packaging, and labels outer packaging.

YOUR LOGO

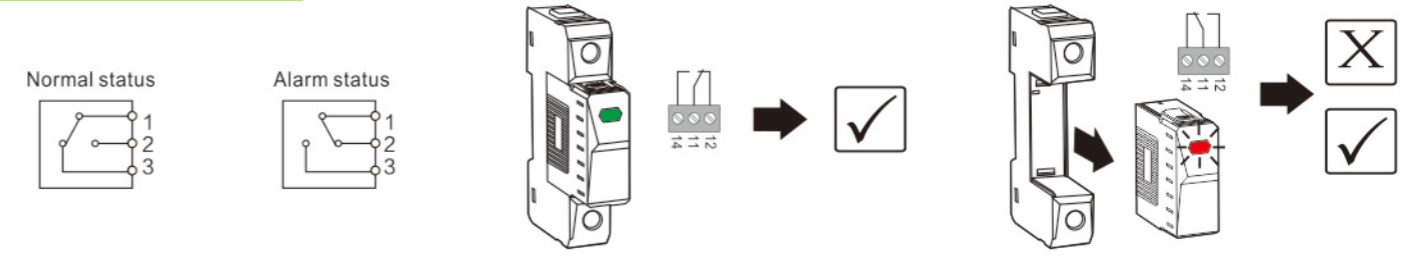
Your Type
Your Parameter

Packaging customization

Basic circuit diagram



Remote signal terminal



G20XXMT/S or SN Type2 Surge Protective Devices

- Innovative tripping and breaking technology, 1P=2P, 2P=4P
- Pressing the contacts on both sides of the module can be easily plugged and unplugged, and can be replaced without interrupting the system operation
- Scan the QR code on the base to check the date of manufacture, test data, etc.



Temperature compensation

Type	G2010MT/S, G2010MT/SN	G2020MT/S, G2020MT/SN	G2040MT/S, G2040MT/SN
SPD according to EN 61643-11 / IEC 61643-11	Type 2/Class II /T2		
Max. continuous operating voltage (a.c.) (Uc)	150/280/320/385/440/255V	150/280/320/385/440/255V	150/280/320/385/440/255V
Nominal discharge current (8/20 μs) (In)	5kA	10kA	20kA
Max. discharge current (8/20 μs) (Imax)	10kA	20kA	40kA
Total lightning current(8/20 μs) L1/N→PE (Imax)total	2P:20kA,4P:40kA,	2P:40kA,4P:80kA,	2P:80kA,4P:160kA,
Voltage protection level (Up)	≤0.7/0.8/1.0/1.2/1.6/1.5kV	≤0.8/1.0/1.2/1.45/1.6/1.5kV	≤1.0/1.3/1.4/1.6/2.2/1.5kV
Response time (ta)	G20XXMT/S:25ns,G20XXMT/SN:25/100ns		
Operating temperature range (TU)	-40 °C ... +80 °C		
Operating state / fault indication	Green:normal Red:invalid		
Number of ports	1		
For mounting on	35 mm DIN rails acc. to EN 60715		
Place of installation	indoor installation		
Degree of protection	IP20		
Approvals	CE,ROHS,CQC		
Weight	2P:90g,4:180g,		

Type	G2010MT/S-2P	G2010MT/S-4P	G2010MT/SN-1+NPE	G2010MT/SN-3+NPE	G2020MT/S-2P	G2020MT/S-4P	G2020MT/SN-1+NPE	G2020MT/SN-3+NPE
Ordering number	150V:124655 280V:124656 320V:124657 385V:124658 440V:124659	150V:124665 280V:124666 320V:124667 385V:124668 440V:124669	150V:124675 280V:124676 320V:124677 385V:124678 440V:124679	150V:124685 280V:124686 320V:124687 385V:124688 440V:124689	150V:124695 280V:124696 320V:124697 385V:124698 440V:124699	150V:124705 280V:124706 320V:124707 385V:124708 440V:124709	150V:124715 280V:124716 320V:124717 385V:124718 440V:124719	150V:124725 280V:124726 320V:124727 385V:124728 440V:124729
Type(Remote signal monitoring)	G2010MT/S-2P-FM	G2010MT/S-4P-FM	G2010MT/SN-1+NPE-FM	G2010MT/SN-3+NPE-FM	G2020MT/S-2P-FM	G2020MT/S-4P-FM	G2020MT/SN-1+NPE-FM	G2020MT/SN-3+NPE-FM
Ordering number (Remote signal monitoring)	150V:124660 280V:124661 320V:124662 385V:124663 440V:124664	150V:124670 280V:124671 320V:124672 385V:124673 440V:124674	150V:124680 280V:124681 320V:124682 385V:124683 440V:124684	150V:124690 280V:124691 320V:124692 385V:124693 440V:124694	150V:124700 280V:124701 320V:124702 385V:124703 440V:124704	150V:124710 280V:124711 320V:124712 385V:124713 440V:124714	150V:124720 280V:124721 320V:124722 385V:124723 440V:124724	150V:124730 280V:124731 320V:124732 385V:124733 440V:124734

Type	G2040MT/S-2P	G2040MT/S-4P	G2040MT/SN-1+NPE	G2040MT/SN-3+NPE
Ordering number	150V:124735 280V:124736 320V:124737 385V:124738 440V:124739	150V:124745 280V:124746 320V:124747 385V:124748 440V:124749	150V:124755 280V:124756 320V:124757 385V:124758 440V:124759	150V:124765 280V:124766 320V:124767 385V:124768 440V:124769
Type(Remote signal monitoring)	G2040MT/S-2P-FM	G2040MT/S-4P-FM	G2040MT/SN-3+NPE-FM	G2040MT/SN-3+NPE-FM
Ordering number (Remote signal monitoring)	150V:124740 280V:124741 320V:124742 385V:124743 440V:124744	150V:124750 280V:124751 320V:124752 385V:124753 440V:124754	150V:124760 280V:124761 320V:124762 385V:124763 440V:124764	150V:124770 280V:124771 320V:124772 385V:124773 440V:124774

G20XXMT/S or SN Type2 Surge Protective Devices

- Innovative tripping and breaking technology
- Pressing the contacts on both sides of the module can be easily plugged and unplugged, and can be replaced without interrupting the system operation
- Scan the QR code on the base to check the date of manufacture, test data, etc.

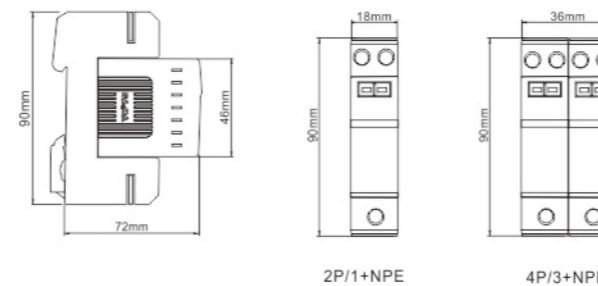


Type	G2010MT/150-Module	G2010MT/280-Module	G2010MT/320-Module	G2010MT/385-Module	G2010MT/440-Module	G2010MT/600-Module	G2010MT-NPE-Module
Ordering number	120435	120436	120437	120438	120439	120440	120441
Max. continuous operating voltage (a.c.) (Uc)	150V	280V	320V	385V	440V	600V	255V
Nominal discharge current (8/20 μs) (In)	5kA						
Max. discharge current (8/20 μs) (Imax)	10kA						
Voltage protection level (Up)	≤0.7kV	≤0.8kV	≤1.0kV	≤1.2kV	≤1.6kV	≤2.0kV	≤1.5kV

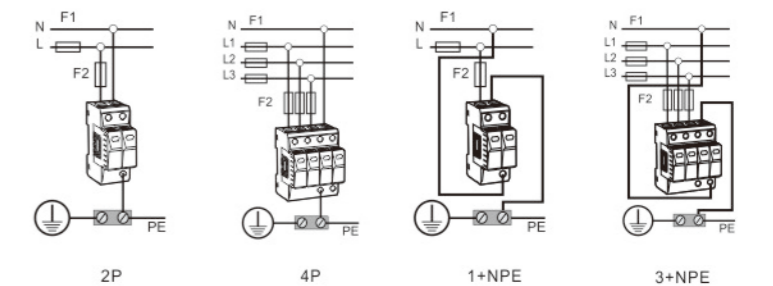
Type	G2020MT/150-Module	G2020MT/280-Module	G2020MT/320-Module	G2020MT/385-Module	G2020MT/440-Module	G2020MT/600-Module	G2020MT-NPE-Module
Ordering number	120561	120562	120563	120564	120565	120566	120567
Max. continuous operating voltage (a.c.) (Uc)	150V	280V	320V	385V	440V	600V	255V
Nominal discharge current (8/20 μs) (In)	10kA						
Max. discharge current (8/20 μs) (Imax)	20kA						
Voltage protection level (Up)	≤0.8kV	≤1.0kV	≤1.2kV	≤1.45kV	≤1.6kV	≤2.5kV	≤1.5kV

Type	G2040MT/150-Module	G2040MT/280-Module	G2040MT/320-Module	G2040MT/385-Module	G2040MT/440-Module	G2040MT/600-Module	G2040MT-NPE-Module
Ordering number	120813	120814	120815	120816	120817	120818	120819
Max. continuous operating voltage (a.c.) (Uc)	150V	280V	320V	385V	440V	600V	255V
Nominal discharge current (8/20 μs) (In)	20kA						
Max. discharge current (8/20 μs) (Imax)	40kA						
Voltage protection level (Up)	≤1.0kV	≤1.3kV	≤1.4kV	≤1.6kV	≤2.2kV	≤2.5kV	≤1.5kV

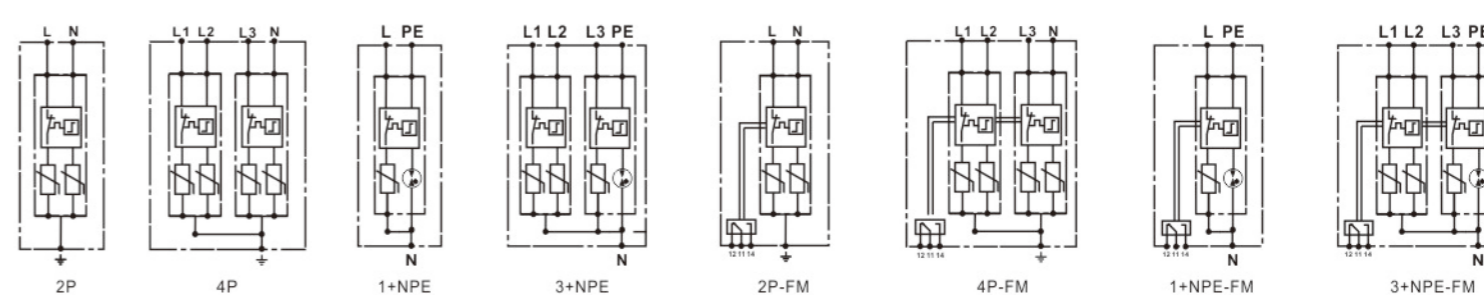
Dimension drawing



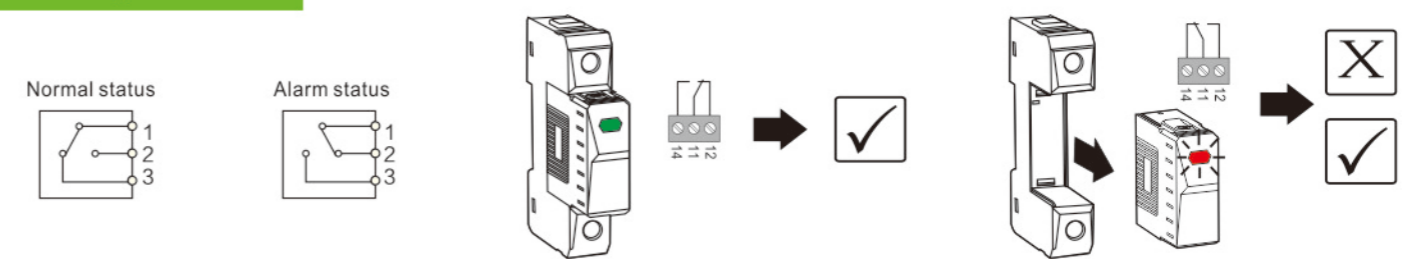
Standard wiring



Basic circuit diagram



Remote signal terminal




G2010R24/48/110/220 Control Signal Line Surge Protector

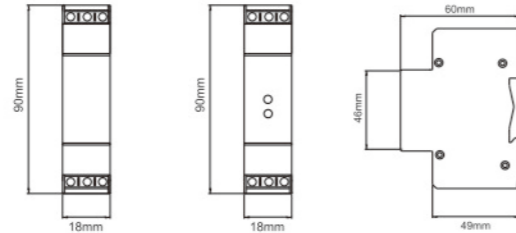
- Protect 2~4 signal lines
- Response speed: 10^{-12} seconds
- Pluggable structure (XP model)



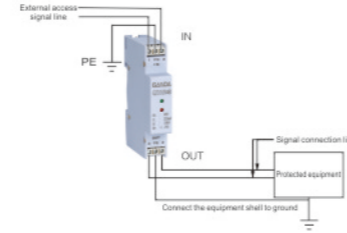
Temperature compensation



Dimension drawing



Standard wiring



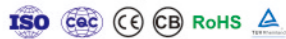
Type	G2010R5	G2010R6	G2010R12	G2010R24	G2010R48	G2010R110	G2010R220
Ordering number	123010	123011	123012	123013	123014	123015	123016
Working voltage Un	5V	6V	12V	24V	48V	110V	220V
Maximum continuous operating voltage Uc	7V	9V	15V	30V	51V	150V	230V
Voltage protection level Up 3-4	≤13V	≤20V	≤30V	≤51V	≤100V	≤500V	≤700V
R rated load current	0.2A						
L rated load current	1.0A						
Nominal discharge current 8/20μs	3/5/10kA						
Maximum discharge current 8/20μs	5/10/20kA						
R line Series Resistance	15Ω						
L line Series Resistance	100μH						
Cross-sectional area of connecting wire	0.14-2.5mm ²						
Stripping length	6-7mm						
Colour	light grey						
Material	Flame retardant reinforced PC						
Executive standard	GB18802.2、IEC61643-21						

Product Notes

G2010R□□	Stateless indication
G2010R□□W	Window indicator/Ordering number:123017-123023

G20POE Power/Network Integrated Surge Protector

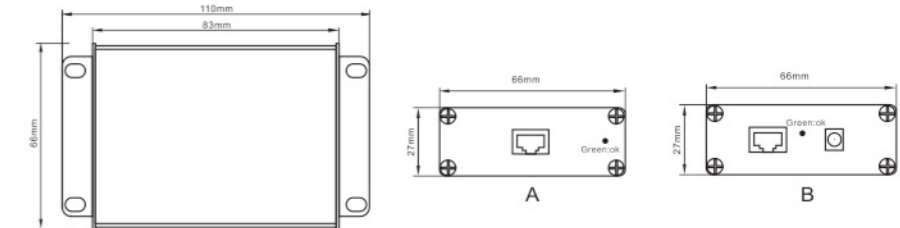
- Aluminum alloy shell, easy to install and replace.
- Protection function: power and network signal
- 48V DC power interface can be installed.



Temperature compensation



Dimension drawing



Type/Ordering number	G20POE/123021		
Network	Nominal working voltage UN(DC)V	5V	
	Maximum continuous working voltage Uc(DC)V	8V	
	Nominal discharge current In(8/20μs)kA	3kA	
	Maximum discharge current I _{max} (8/20μs)kA	5kA	
	Impact protection voltage (1kV/μs)	L-L	≤15V
		L-G	≤350V
	Transmission rate	100/1000M bps	
Insertion loss	0.5dB		
Protection circuit	1、2、3、6		
Power	Nominal working voltage UN(DC)V	48V	
	Maximum continuous working voltage Uc(DC)V	60V	
	Nominal discharge current In(8/20μs)kA	3/5kA	
	Maximum discharge current I _{max} (8/20μs)kA	5/10kA	
	Voltage protection level Up	L-L	≤15V
		L-G	≤350V
	Protection circuit	4、5、7、8	
Shell material	Al alloy		

Product Description

G20POE is suitable for lightning protection of network equipment powered by Category 5 Ethernet cables. It is suitable for installation at the interface between the lightning protection zone LPZ1-LPZ3. It has a two-level protection function to ensure that network equipment is protected from lightning, industrial interference, etc. Over-voltage and over-current damage are widely used in lightning protection for wireless network bridges, network cameras and other network equipment powered by Ethernet cables.

Instructions

The products are connected in series, and are connected in series in front of the input of the protected equipment.

During installation, the lightning protection grounding wire of the product should be directly connected to the lightning protection grounding grid of the equipment room. The grounding must be reliable and the length of the grounding wire should be less than 0.5m.

This product does not require special maintenance. When the 48V DC power supply is working normally, the green light is always on, and the green light is off, indicating a fault. At this time, the SPD should be removed to check whether the input power is normal. If the input power is normal, it means that the SPD is damaged and should be replaced immediately.

G20X1-RJ45 Series Signal Network Surge Protector

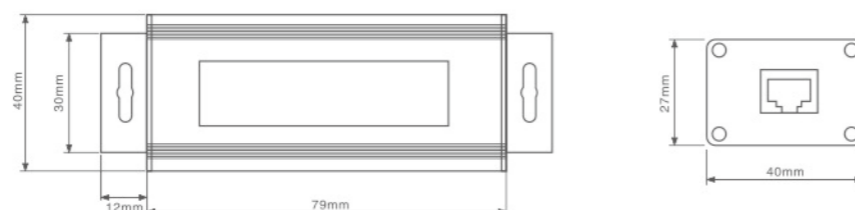
- Two-level protection is adopted, and the residual pressure is low.
- Metal shielded shell, excellent performance
- High-performance 1000M transmission



Temperature compensation



Dimension drawing



Type	G20X1-RJ45/100	G20X1-RJ45/1000
Nominal working voltage UN(DC)V	5V/5V	
Maximum continuous working voltage Uc(DC)V	8V/24V	
Rated current IL	500mA	
Voltage protection level Up	L-L	≤15V
	L-G	≤450V
Nominal discharge current In(8/20μs)kA	5/10kA	
Maximum discharge current Imax(8/20μs)kA	3/5kA	
Transmission rate	100Mbps	1000Mbps
Insertion loss	≤0.3dB	
Protect the core wire	1/2、3/6,1~8	1/2、3/6、4/5、7/8
Input/output interface	RJ45	
Ordering number	123022	123023
Response time	≤1ns	
Size	40 × 25 × 79(103)mm	
Shell material	Aluminum alloy	
Operating temperature	-25~+80℃	

Product Description


G20X1-RJ45 series signal surge protector (hereinafter referred to as SPD) is suitable for computer networks (Ethernet/LAN/network) servers, routers, HuB, broadband, and its coarse protection, fine protection, and fine protection functions can meet different requirements. The anti-surge protection zone is protected against the RJ45 interface to prevent damage to the signal equipment due to ground potential rise or line induced over voltage.

G20DX-Z Series Power Network Two-in-One Surge Protector

- Multi-function surge over-voltage protection
- Large capacity 10000A, High-speed response, Two-in-one design
- High-performance 1000M transmission



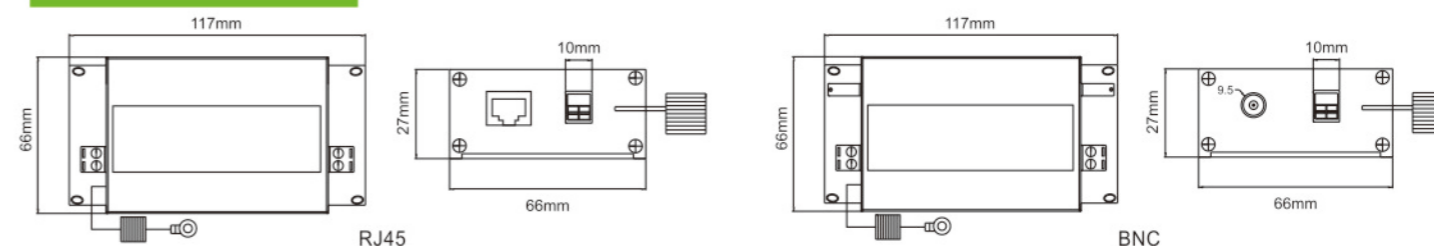
Temperature compensation



- Multi-function surge over-voltage protection
- Large capacity 10000A
- High-speed response
- High-performance 1000M transmission
- Two-in-one design

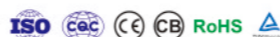
Type	G20DX-Z/12		G20DX-Z/24		G20DX-Z/220	
	Power	Netwrok	Power	Netwrok	Power	Netwrok
Nominal working voltage UN	12V	5V	24V	5V	220V	5V
Maximum continuous working voltage Uc	18V	8V	30V	8V	320V	8V
Nominal rated load current IL	5A	500mA	5A	500mA	5A	500mA
Nominal discharge current In	5kA/10kA	5kA	5kA/10kA	5kA	5kA/10kA	5kA
Maximum discharge current Imax	10kA/20kA	10kA	10kA/20kA	10kA	10kA/20kA	10kA
Voltage protection level Up	≤36V(8/20μs)	≤20V(1.2/50 μs)	≤75V(8/20 μs)	≤20V(1.2/50 μs)	≤900V(8/20 μs)	≤20V(1.2/50 μs)
Response time	≤25ns	≤1ns	≤25ns	≤1ns	≤25ns	≤1ns
Transmission rate	-	100/1000Mbps	-	100/1000Mbps	-	100/1000Mbps
Insertion loss	-	≤0.3db	-	≤0.3db	-	≤0.3db
Protect the core wire	Terminals	RJ45/1236	Terminals	RJ45/1236	Terminals	RJ45/1236,BNC
Installation wiring	2.5mm ²	-	2.5mm ²	-	2.5mm ²	-
Operating temperature	-40℃~+85℃					
Size	106x58x35mm					
Ordering number(RJ45/BNC)	123024/123025		123026/123027		123028/123029	
Protection level	IP20					

Dimension drawing



G20DX-X Series Power Network Signal Three-in-One SPD

- The three-in-one design concept of network, signal.
- The internal use of two-stage series linkage protection, low residual pressure and long service life.
- High-performance 1000M transmission

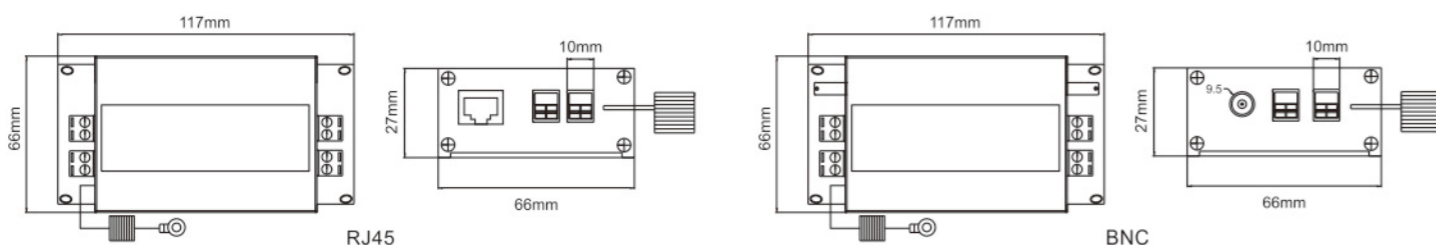


Temperature compensation



- The three-in-one design concept of network, signal.
- It can effectively prevent damage to the equipment caused by the instantaneous increase of the potential difference between the power supply, video, control and other equipment.
- The internal use of two-stage series linkage protection, low residual pressure and long service life.

Type	G20DX-X		
Style	Power	Network	Signal
Nominal working voltage UN	24V	5V	12V
Maximum continuous working voltage Uc	36V	8V	18V
Nominal rated load current IL	5A	2A	2A
Nominal discharge current In	5kA		
Maximum discharge current Imax	10kA		
Voltage protection level Up	≤36V(8/20μs)	≤18V	≤48V
Response time	≤25ns	≤1ns	≤1ns
Transmission rate	-	20Mbps	10Mbps
Insertion loss	-	≤0.3db	≤0.3db
Protect the core wire	Terminals	BNC/RJ45	Terminals
Installation wiring	2.5mm ²	-	0.5~1.5mm ²
Operating temperature	-40℃~+85℃		
Size	117x66x27mm		
Ordering number	123030/123031		
Protection level	IP20		



G20DT Series Coaxial Communication Signal Surge Protector

- N/F/BUC bidirectional interface
- Maintenance-free design
- High-speed response



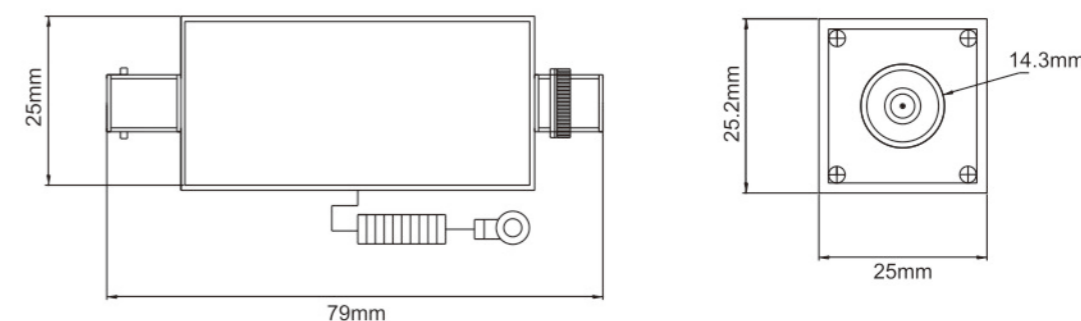
Temperature compensation



- Multi-function surge over-voltage protection
- Large capacity 10000A
- High-speed response
- High-performance 1000M transmission
- Two-in-one design

Type	G20DT
Interface form	N/F/BNC/TNC
Nominal working voltage UN	24V
Maximum continuous working voltage Uc	30V
Maximum discharge current Imax	10KA
Characteristic impedance	50/75Ω
Insertion loss	<0.1dB
Voltage protection level Up	<120V
Failure mechanism	Short circuit of communication line to ground
Ordering number (N/F/BNC/TNC)	123032/123033/123034

Dimension drawing



G20POE/X Series Gigabit Power Network Surge Protector

- The insertion loss is small and the transmission performance is superior.
- Low residual pressure, good protection effect
- Quick response, stable performance, safe and reliable

**Temperature compensation**

- Adopt the integrated design of power supply + network, multi-level protection circuit.
- The insertion loss is small and the transmission performance is superior.
- Low residual pressure, good protection effect
- Quick response, stable performance, safe and reliable
- Small size, easy to install and use, no special maintenance

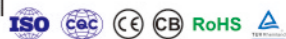
Type	G20POE/4/1000	G20POE/8/1000	G20POE/16/1000	G20POE/24/1000
Number of protections	4 Ports	8 Ports	16 Ports	24 Ports
Transmission mode	Simultaneous transmission of DC power supply and network signal			
Line category	Power		Network	
Nominal working voltage Un	DC48V		5V	
Maximum continuous working voltage Uc	60V		8V	
Nominal discharge current In	3kA(8/20μs)			
Maximum discharge current Imax	5kA(8/20μs)			
Voltage protection level Up	L-L ≤100V		L-L ≤15V	
	L-PG ≤350V		L-PG ≤350V	
Maximum data transfer rate	—		1000Mbps	
Insertion loss	—		≤0.2dB	
Protect the pins	RJ 45(1, 2, 3, 4, 5, 6, 7, 8)			
Ordering number	123039	123040	123041	123042
Size	204x112x48mm			
Installation method	Screw fixation			
Operating temperature	-40℃~+85℃			

Installation Notes

1. The dry-mega Ethernet power supply POE network lightning protection device can be installed in the LPZ0-1 area or directly connected in series at the front end of the protected equipment (or system). The closer the installation is to the protected equipment (or system), the better.
2. The input terminal (IN) of the lightning arrester is connected to the signal line, and the output terminal (OUT) is connected to the protected equipment. It cannot be reversed.
3. The product does not require special maintenance. Try to lean on the equipment side as far as possible when installing; when the working system is faulty and suspect that the lightning protector, you can remove the lightning protector and check it again. If it is restored to the state before use, it should be replaced. Lightning protection device.

G20PDU Series Cabinet Dedicated Lightning Protection Socket

- Short protection function is fast, and the response time is short.
- The shell is made of special flame-retardant and impact-resistant material, aluminum alloy material
- Multiple standard jacks (European standard, American standard, national standard)

**Temperature compensation**

- Short protection function is fast, and the response time is short.
- When lightning strikes, there is no need to stop the electrical equipment and normal operation will not be affected;
- The shell is made of special flame-retardant and impact-resistant material, aluminum alloy material
- Multiple standard jacks (European standard, American standard, national standard)

Type	G20PDU/4	G20PDU/5	G20PDU/6	G20PDU/8
Number of protection sockets	4 Ports	5 Ports	6 Ports	8 Ports
Ordering number	123035	123036	123037	123038
Nominal working voltage Ue	250V			
Maximum continuous working voltage Ue	300V			
Input power Ie	10A/16A			
Maximum discharge current Imax	10kA			
Voltage protection level Up	≤1.5kA			
Response time tA	≤25ns			
Maximum power P	25000W			
Shell material	Aluminum alloy + flame retardant ABS			

Features**Interface compatibility:**

The standard power socket hole modules of various countries in the world can meet the different needs of customers in many countries. Multi-purpose output jacks and IEC output sockets, suitable for plugs of imported instruments and equipment in different countries.

- 1) It can realize dual-channel input, IEC socket input, product front panel input, product rear input, product end input, etc.
- 2) National standard, British standard, German standard, American standard, Italian standard, French standard, IEC, etc.
- 3) Optional plugs of various specifications such as 10A, 16A and industrial couplers.

International standard rack installation:

It is easily installed in a 19-inch standard cabinet or rack, and only takes up 1U or 1.5U cabinet space. It supports horizontal installation (standard 19-inch), vertical installation (installation parallel to the cabinet column), and can also be applied to other occasions.

Convenient and reliable installation performance:

The 19-inch standardized design is very easy to install.

G2010RXX-2/3/4 Series Control Signal Line Surge Protector

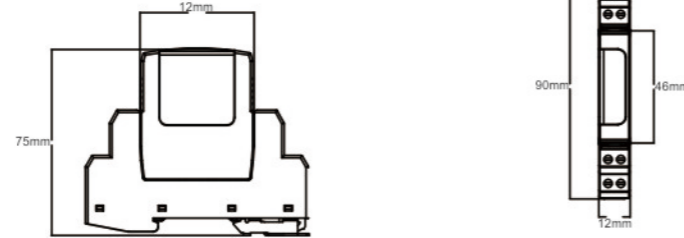
- Protect 2~4 signal lines
- Response speed: 10^{-12} seconds
- Pluggable structure (XP model)



Temperature compensation

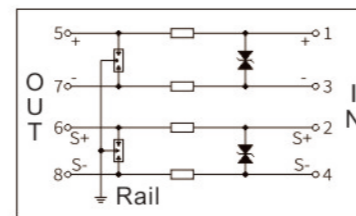
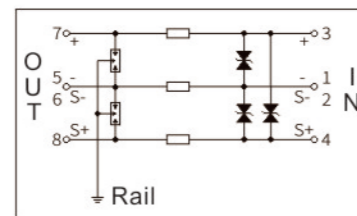
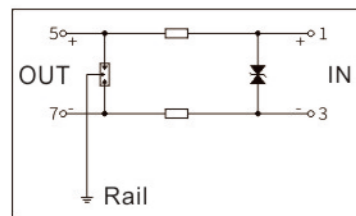


Dimension drawing



Type	Two-wire system			Three-wire system			Four-wire system		
Type	G2010R5-2	G2010R24-2	G2010R48-2	G2010R5-3	G2010R24-3	G2010R48-3	G2010R5-4	G2010R24-4	G2010R48-4
Ordering number	123044	123045	123046	123047	123048	123049	123050	123051	123052
Nominal working voltage (d.c.) (Un)	5V	24V	48V	5V	24V	48V	5V	24V	48V
Max. continuous operating voltage (d.c.) (Uc)	6V	36V	56V	6V	36V	56V	6V	36V	56V
Rated working current IL	500/800/1000mA								
Path resistance (per line)	1Ω								
Nominal discharge current In (8/20μs)	10kA								
Maximum discharge current Imax (8/20μs)	20kA								
Impulse current Iimp (10/350μs)	2.5kA								
Voltage protection level Up (8/20μs)L-L/L-G	40/600V	60/600V	100/600V	40/600V	60/600V	100/600V	40/600V	60/600V	100/600V
Voltage protection level Up (1kV/μs)L-L/L-G	20/600V	40/600V	80/600V	20/600V	40/600V	80/600V	20/600V	40/600V	80/600V
Bandwidth (-0.5dB)	40MHz								
Response time	1ns								
Protection level (IEC60529)	IP 20								
Shell material/flame retardant rating (UL94)	PA66/V0								
Size	2.5kA								

Product Notes




G2010LED Series Outdoor lighting surge protector

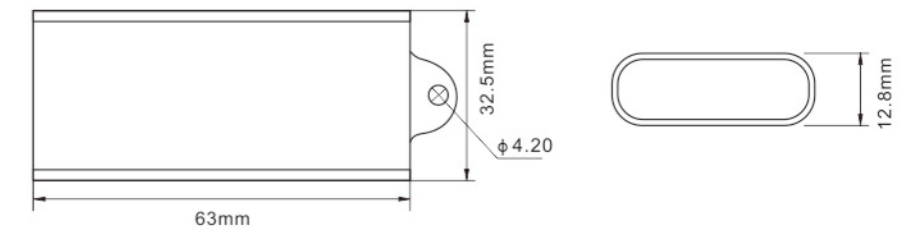
- LED outdoor lighting system dedicated
- Meet IP65 requirements (wire connection method)
- Comply with IEC61643-1/EN61643-11 Standard



Temperature compensation

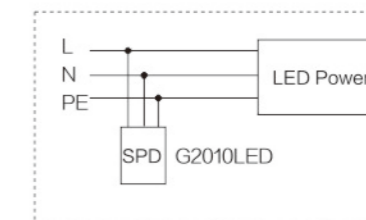
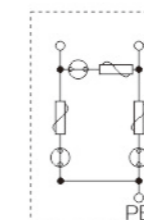


Dimension drawing



Type	G2010LED
Line type/ supply voltage	120/230V
Ordering number	Class 1, Class 2
Nominal discharge current	5kA
Maximum discharge current	10kA
Wiring	Terminal/wire
Installation method	Board-mounted
Dimensions	63x32.5x12.8mm
Ordering number	123017
Telesignal alarm	Optional
Data line protection	Have

Instructions



G20PD-Z-300 Pre-discharge Type Lightning Rod

- High-energy surge protection
- Variety of specifications and appearance options
- Discharge in advance to protect the equipment



Temperature compensation



- High-energy surge protection
- Variety of specifications and appearance options
- Discharge in advance to protect the equipment

Type/Order code	G20PD-Z-300/1203054
Thunder and lightning	400kA
Grounding resistance requirements	≤10Ω
Wind strength	≤40m/s
Height	67cm
Weight	8.5kg
characteristic	Pre-discharge lightning type
Early start time	52 μ s

Product Description

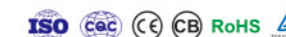
The energy of the electric field between the central collecting rod of the lightning rod and the exciter increases rapidly to cause ionization of the tip air, which can be discharged in a very short and accurate time. Due to the existence of a large number of electric ions, the natural Corona effect is reduced, and an expected upward discharge channel is generated, which can quickly and safely intercept lightning and safely discharge to the ground.

The main structure

Non-electronic, long life. When there is lightning, it will be self-activated. It has an early discharge function and a fully active lightning interception system. After repeated lightning strikes and discharges, it can still ensure electrical continuity and functional continuity.

GDLJ-500 Lightning strike counter

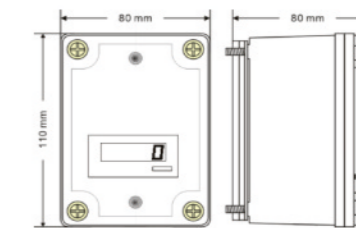
- Wide range of operating current, capable of monitoring various lightning waveforms
- Built-in large-capacity battery, no need for external power supply
- Protection level up to IP65



Temperature compensation



Dimension drawing

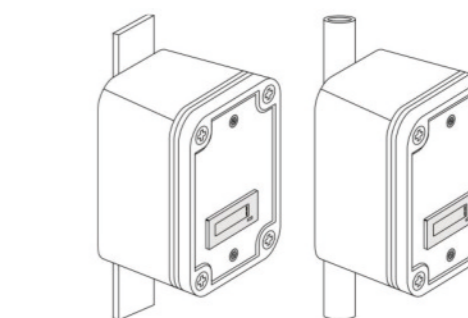
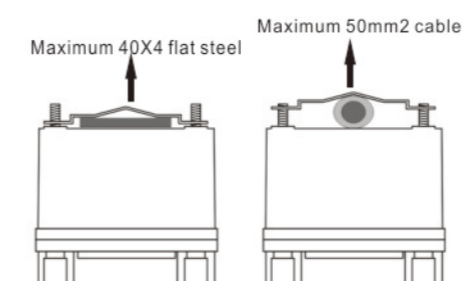


Type	Lightning strike counter:GDLJ-500	
Ordering number	123053	
Collection form	Back induction	
Counter built-in battery life	3-5 years	
Counter built-in battery type	lithium battery	
Maximum count (eight digits)	9999 9999 times	
Minimum count induction current	500A (8/20us), 1kA (10/350us)	
Maximum count induction current	120kA (8/20us), 100kA (10/350us)	
Wiring	Capacity	2.5-50mm2
	Copper tape	≤4*40mm
Temperature (humidity) range	-40°C~+80°C, relative humidity≤95%	
Waterproof level	IP65	
Shell material	Plastic ABS+PC	
Standard sizes	110*80*80mm	

Product notes

GDLJ-500	Without clock function.
GDLJ-500-W	With clock function, Ordering number: 123054

Installation Notes



Installation of copper tape Wire installation